

# Local Market Update – February 2025

A RESEARCH TOOL PROVIDED BY THE COLUMBUS REALTORS®  
BASED ON RESIDENTIAL LISTING DATA ONLY



## Whitehall (Corp.)

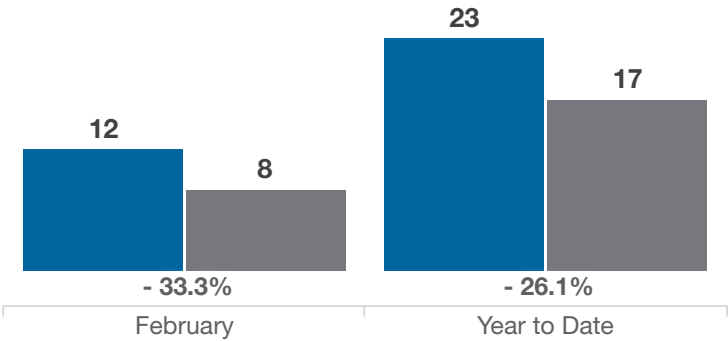
Franklin County

Key Metrics	February			Year to Date		
	2024	2025	% Change	Thru 2-2024	Thru 2-2025	% Change
Closed Sales	12	8	- 33.3%	23	17	- 26.1%
In Contracts	14	12	- 14.3%	28	19	- 32.1%
Average Sales Price*	\$180,125	\$251,188	+ 39.5%	\$179,103	\$223,735	+ 24.9%
Median Sales Price*	\$194,000	\$247,500	+ 27.6%	\$193,000	\$196,500	+ 1.8%
Average Price Per Square Foot*	\$158.07	\$162.78	+ 3.0%	\$160.03	\$161.35	+ 0.8%
Percent of Original List Price Received*	98.5%	102.6%	+ 4.2%	100.9%	97.3%	- 3.6%
Percent of Last List Price Received*	99.5%	103.4%	+ 3.9%	101.4%	98.6%	- 2.8%
Days on Market Until Sale	23	18	- 21.7%	17	32	+ 88.2%
New Listings	14	10	- 28.6%	31	16	- 48.4%
Median List Price of New Listings	\$217,400	\$212,500	- 2.3%	\$219,900	\$221,000	+ 0.5%
Median List Price at Time of Sale	\$191,950	\$244,450	+ 27.4%	\$195,000	\$199,900	+ 2.5%
Inventory of Homes for Sale	14	12	- 14.3%	—	—	—
Months Supply of Inventory	1.2	1.0	- 16.7%	—	—	—

\* Does not account for sale concessions and/or downpayment assistance. | Percent changes are calculated using rounded figures and can sometimes look extreme due to small sample size.

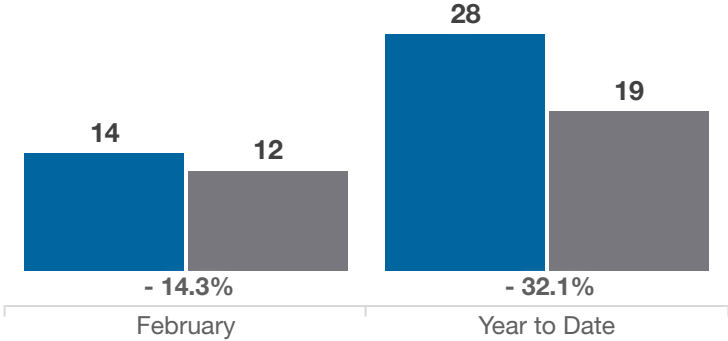
### Closed Sales

■ 2024 ■ 2025



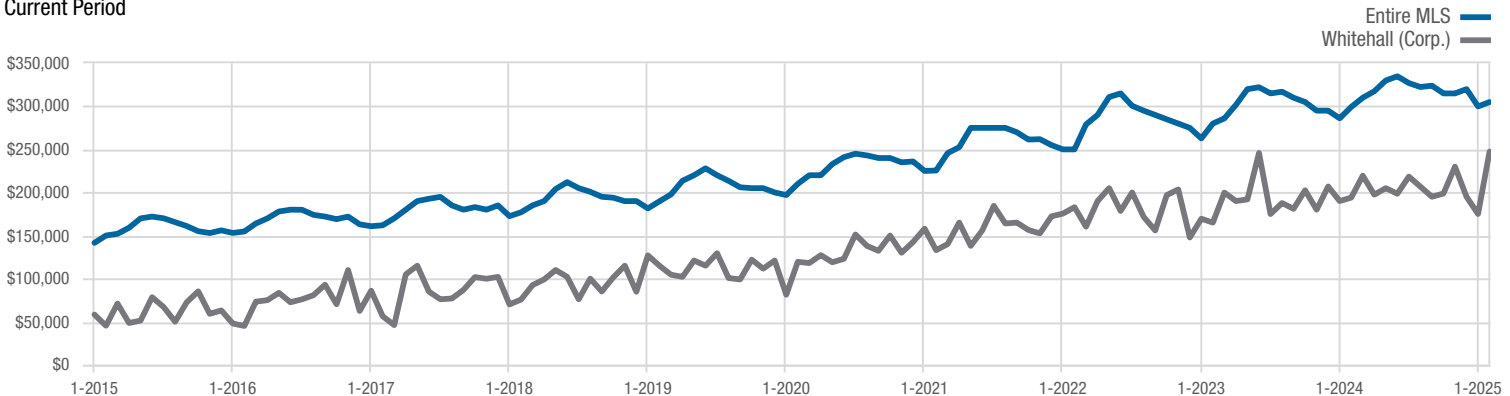
### In Contracts

■ 2024 ■ 2025



### Median Sales Price

Current Period



Each data point represents the median sales price in a given month.

# Local Market Update – February 2025

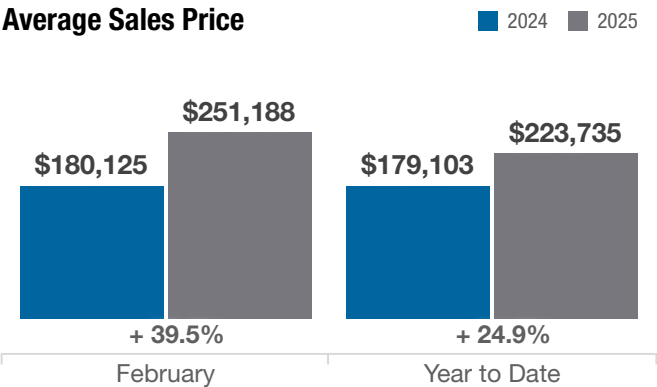
A RESEARCH TOOL PROVIDED BY THE COLUMBUS REALTORS®  
BASED ON RESIDENTIAL LISTING DATA ONLY



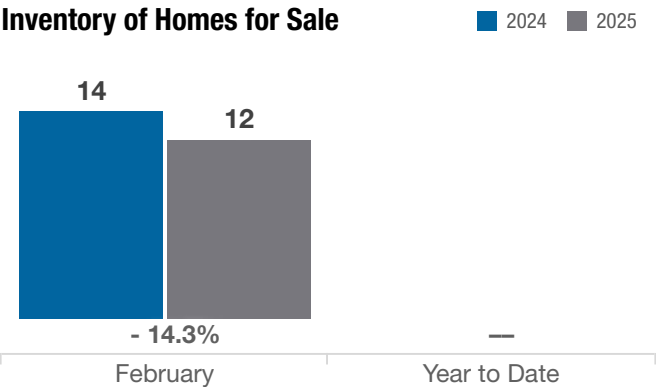
## Whitehall (Corp.)

Franklin County

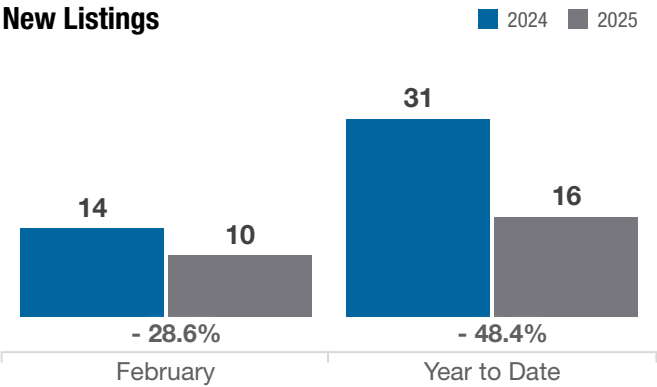
Average Sales Price



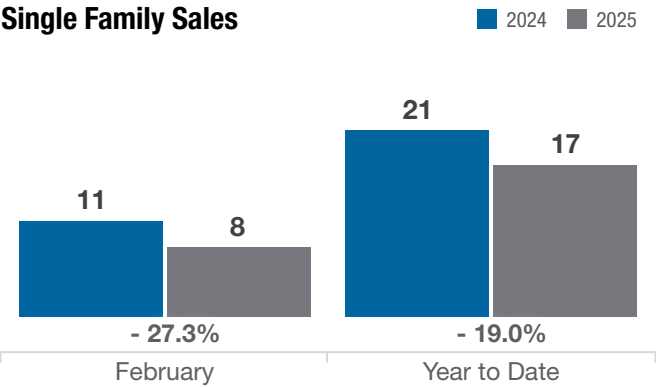
Inventory of Homes for Sale



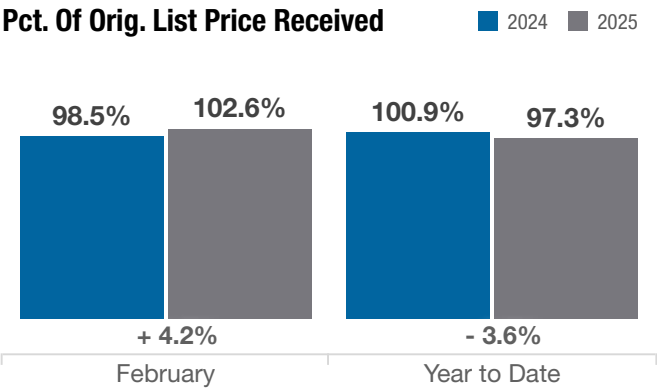
New Listings



Single Family Sales



Pct. Of Orig. List Price Received



Condo Sales

