

# Local Market Update – March 2025

A RESEARCH TOOL PROVIDED BY THE COLUMBUS REALTORS®  
BASED ON RESIDENTIAL LISTING DATA ONLY



## Beechwold / Clintonville

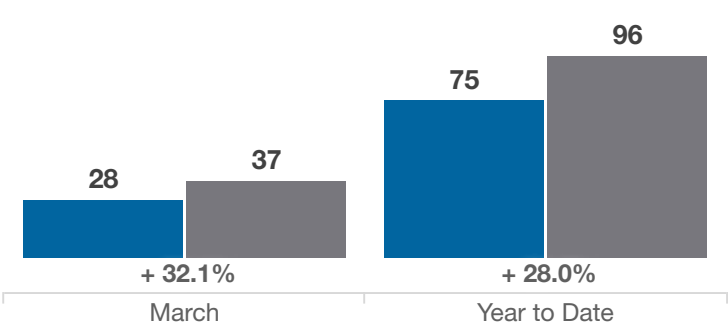
Franklin County (43214, 43202)

Key Metrics	March			Year to Date		
	2024	2025	% Change	Thru 3-2024	Thru 3-2025	% Change
Closed Sales	28	37	+ 32.1%	75	96	+ 28.0%
In Contracts	42	53	+ 26.2%	100	122	+ 22.0%
Average Sales Price*	\$427,313	\$438,715	+ 2.7%	\$401,430	\$410,495	+ 2.3%
Median Sales Price*	\$362,500	\$428,000	+ 18.1%	\$365,000	\$392,250	+ 7.5%
Average Price Per Square Foot*	\$282.71	\$316.09	+ 11.8%	\$286.33	\$296.76	+ 3.6%
Percent of Original List Price Received*	99.9%	100.5%	+ 0.6%	99.2%	99.8%	+ 0.6%
Percent of Last List Price Received*	100.7%	101.1%	+ 0.4%	100.3%	101.3%	+ 1.0%
Days on Market Until Sale	22	22	0.0%	22	25	+ 13.6%
New Listings	44	49	+ 11.4%	102	121	+ 18.6%
Median List Price of New Listings	\$389,450	\$389,900	+ 0.1%	\$374,950	\$399,900	+ 6.7%
Median List Price at Time of Sale	\$367,200	\$399,900	+ 8.9%	\$375,000	\$392,400	+ 4.6%
Inventory of Homes for Sale	23	32	+ 39.1%	—	—	—
Months Supply of Inventory	0.5	0.7	+ 40.0%	—	—	—

\* Does not account for sale concessions and/or downpayment assistance. | Percent changes are calculated using rounded figures and can sometimes look extreme due to small sample size.

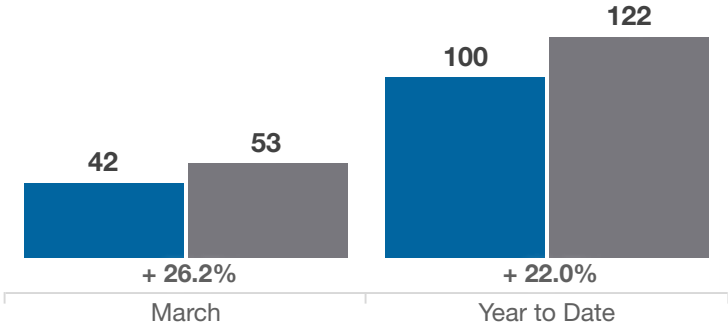
### Closed Sales

■ 2024 ■ 2025



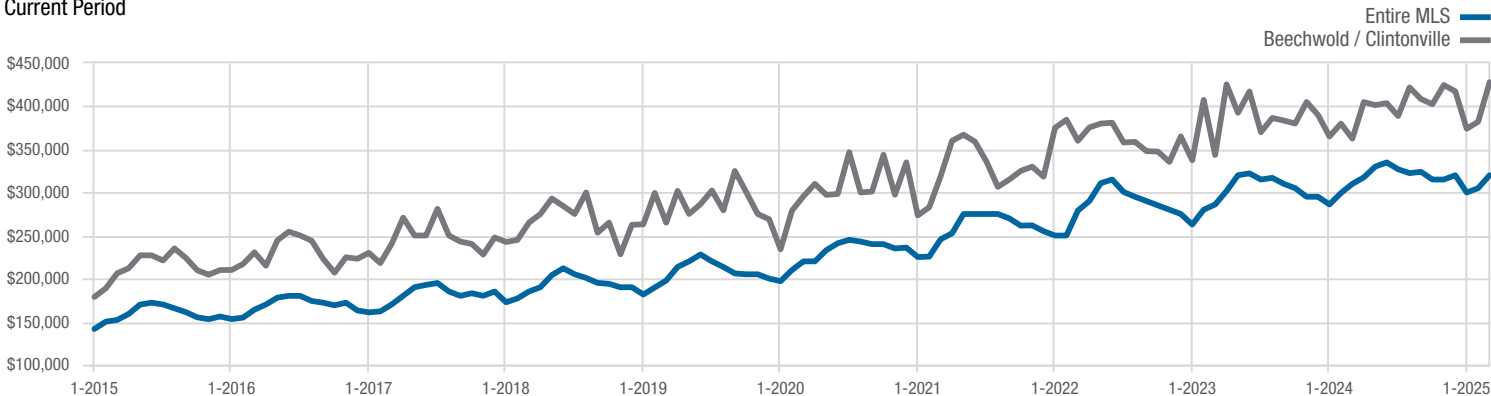
### In Contracts

■ 2024 ■ 2025



### Median Sales Price

Current Period



Each data point represents the median sales price in a given month.

# Local Market Update – March 2025

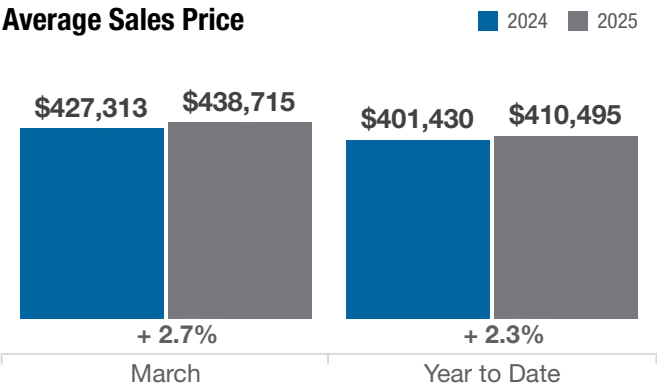
A RESEARCH TOOL PROVIDED BY THE COLUMBUS REALTORS®  
BASED ON RESIDENTIAL LISTING DATA ONLY



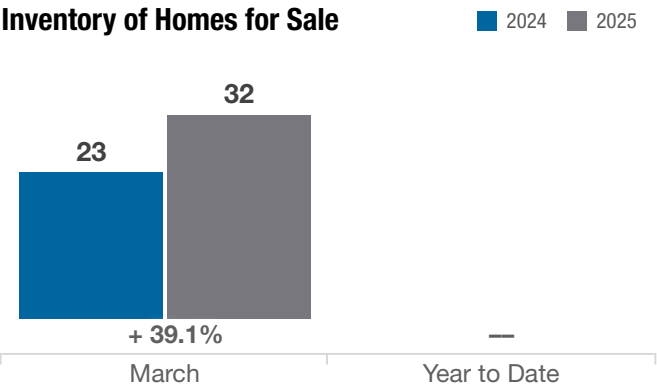
## Beechwold / Clintonville

Franklin County (43214, 43202)

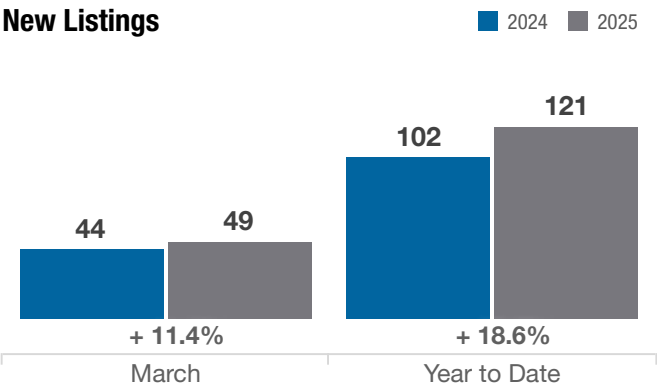
Average Sales Price



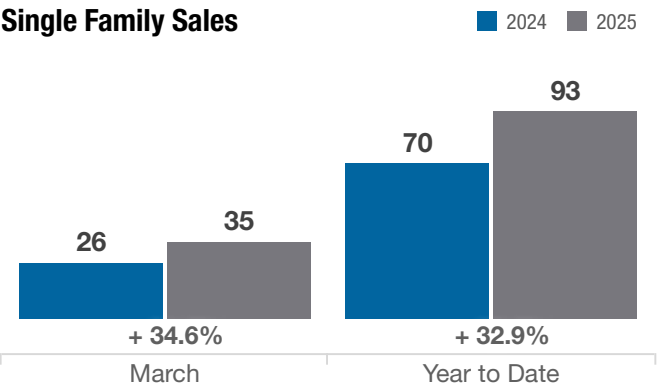
Inventory of Homes for Sale



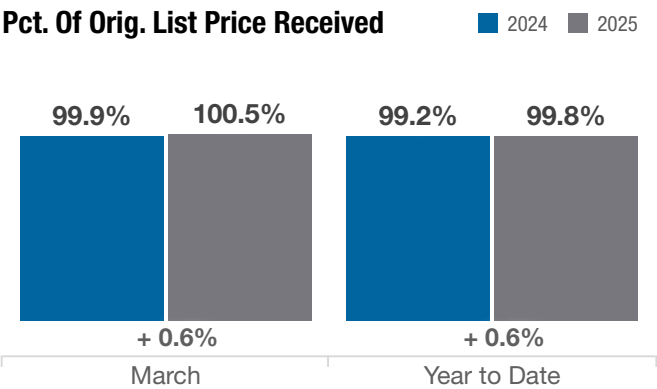
New Listings



Single Family Sales



Pct. Of Orig. List Price Received



Condo Sales

