

# Local Market Update – March 2025

A RESEARCH TOOL PROVIDED BY THE COLUMBUS REALTORS®  
BASED ON RESIDENTIAL LISTING DATA ONLY



## Big Walnut Local School District

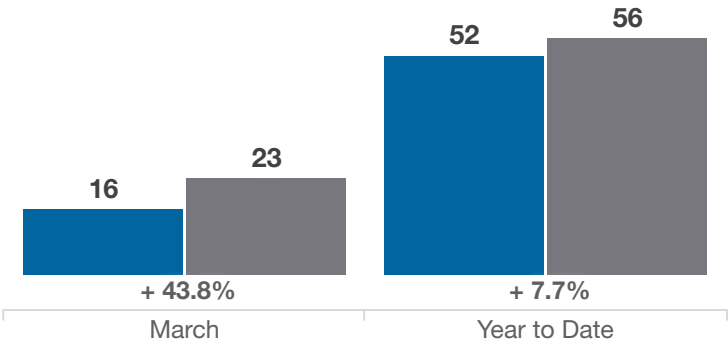
Delaware County

Key Metrics	March			Year to Date		
	2024	2025	% Change	Thru 3-2024	Thru 3-2025	% Change
Closed Sales	16	23	+ 43.8%	52	56	+ 7.7%
In Contracts	25	36	+ 44.0%	62	77	+ 24.2%
Average Sales Price*	\$465,987	\$642,799	+ 37.9%	\$511,399	\$581,248	+ 13.7%
Median Sales Price*	\$464,950	\$588,750	+ 26.6%	\$479,950	\$544,389	+ 13.4%
Average Price Per Square Foot*	\$239.17	\$238.72	- 0.2%	\$245.33	\$231.14	- 5.8%
Percent of Original List Price Received*	98.7%	96.9%	- 1.8%	97.3%	96.0%	- 1.3%
Percent of Last List Price Received*	100.6%	98.6%	- 2.0%	99.3%	98.1%	- 1.2%
Days on Market Until Sale	34	73	+ 114.7%	33	59	+ 78.8%
New Listings	36	29	- 19.4%	78	76	- 2.6%
Median List Price of New Listings	\$504,500	\$542,445	+ 7.5%	\$507,450	\$544,889	+ 7.4%
Median List Price at Time of Sale	\$479,266	\$592,445	+ 23.6%	\$484,519	\$559,900	+ 15.6%
Inventory of Homes for Sale	46	38	- 17.4%	—	—	—
Months Supply of Inventory	2.0	1.4	- 30.0%	—	—	—

\* Does not account for sale concessions and/or downpayment assistance. | Percent changes are calculated using rounded figures and can sometimes look extreme due to small sample size.

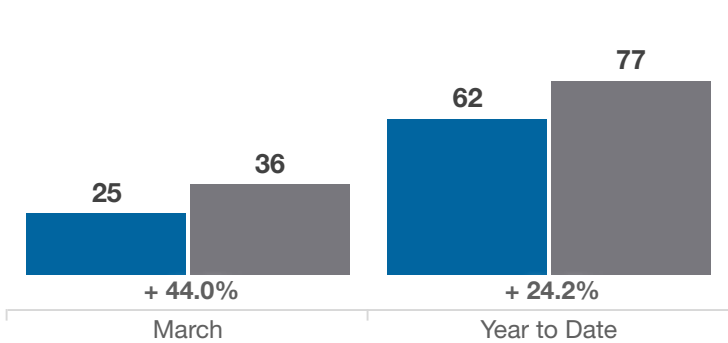
### Closed Sales

■ 2024 ■ 2025



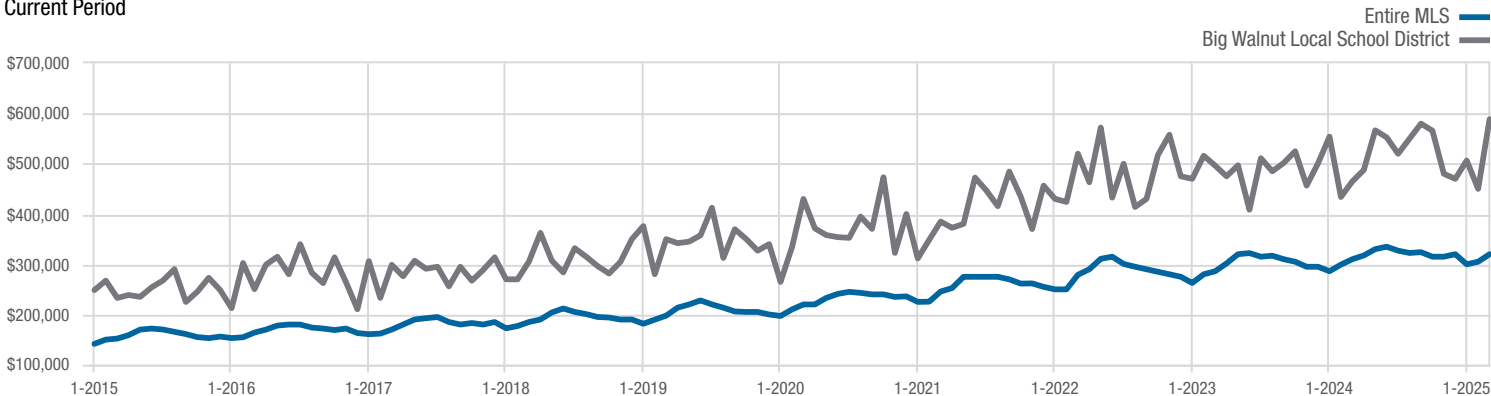
### In Contracts

■ 2024 ■ 2025



### Median Sales Price

Current Period



Each data point represents the median sales price in a given month.

# Local Market Update – March 2025

A RESEARCH TOOL PROVIDED BY THE COLUMBUS REALTORS®  
BASED ON RESIDENTIAL LISTING DATA ONLY



## Big Walnut Local School District

Delaware County

