

Local Market Update – March 2025

A RESEARCH TOOL PROVIDED BY THE COLUMBUS REALTORS®
BASED ON RESIDENTIAL LISTING DATA ONLY



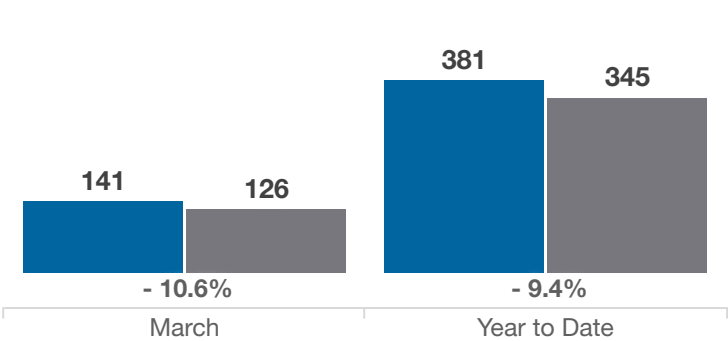
Fairfield County

Key Metrics	March			Year to Date		
	2024	2025	% Change	Thru 3-2024	Thru 3-2025	% Change
Closed Sales	141	126	- 10.6%	381	345	- 9.4%
In Contracts	176	176	0.0%	461	412	- 10.6%
Average Sales Price*	\$348,476	\$323,077	- 7.3%	\$352,256	\$332,103	- 5.7%
Median Sales Price*	\$321,500	\$300,000	- 6.7%	\$325,000	\$310,000	- 4.6%
Average Price Per Square Foot*	\$182.30	\$184.52	+ 1.2%	\$181.02	\$184.08	+ 1.7%
Percent of Original List Price Received*	97.1%	97.4%	+ 0.3%	96.3%	96.7%	+ 0.4%
Percent of Last List Price Received*	99.0%	99.2%	+ 0.2%	98.6%	98.9%	+ 0.3%
Days on Market Until Sale	39	42	+ 7.7%	40	44	+ 10.0%
New Listings	168	193	+ 14.9%	458	432	- 5.7%
Median List Price of New Listings	\$335,000	\$330,000	- 1.5%	\$325,000	\$344,900	+ 6.1%
Median List Price at Time of Sale	\$322,450	\$304,900	- 5.4%	\$335,000	\$314,900	- 6.0%
Inventory of Homes for Sale	169	184	+ 8.9%	—	—	—
Months Supply of Inventory	1.1	1.1	0.0%	—	—	—

* Does not account for sale concessions and/or downpayment assistance. | Percent changes are calculated using rounded figures and can sometimes look extreme due to small sample size.

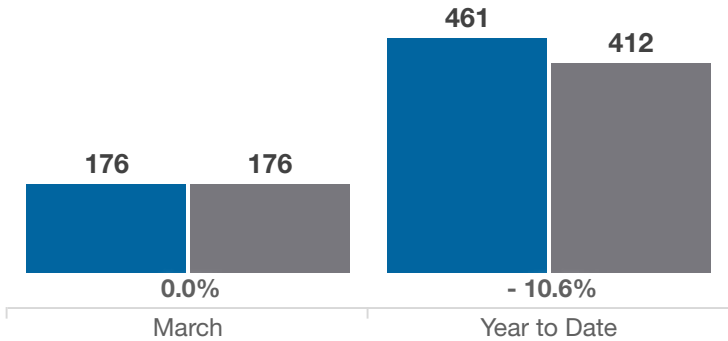
Closed Sales

■ 2024 ■ 2025



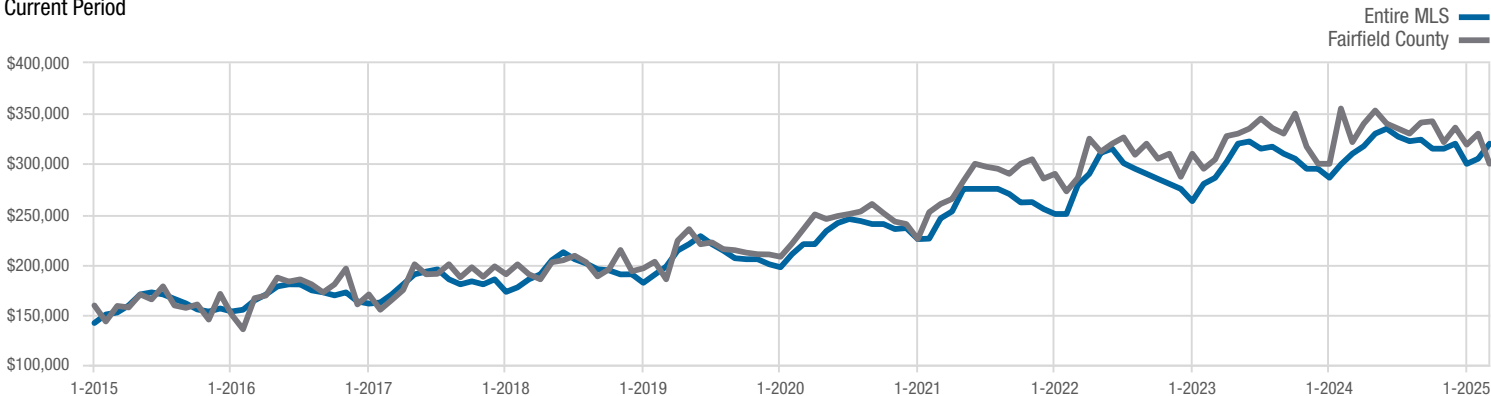
In Contracts

■ 2024 ■ 2025



Median Sales Price

Current Period



Each data point represents the median sales price in a given month.

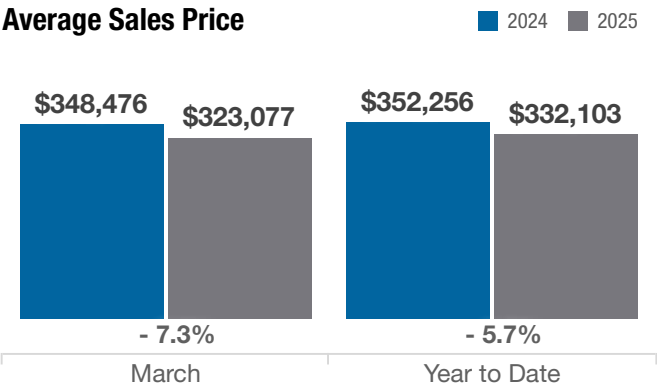
Local Market Update – March 2025

A RESEARCH TOOL PROVIDED BY THE COLUMBUS REALTORS®
BASED ON RESIDENTIAL LISTING DATA ONLY

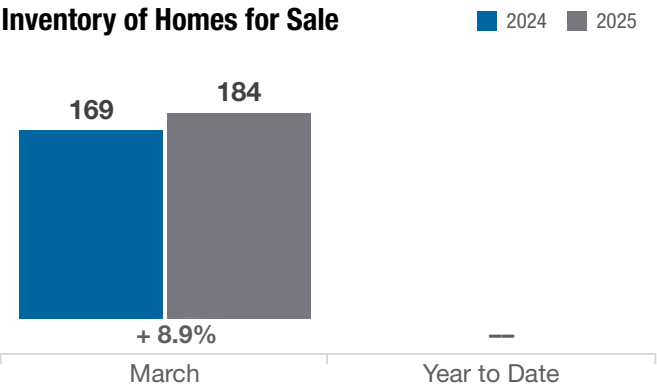


Fairfield County

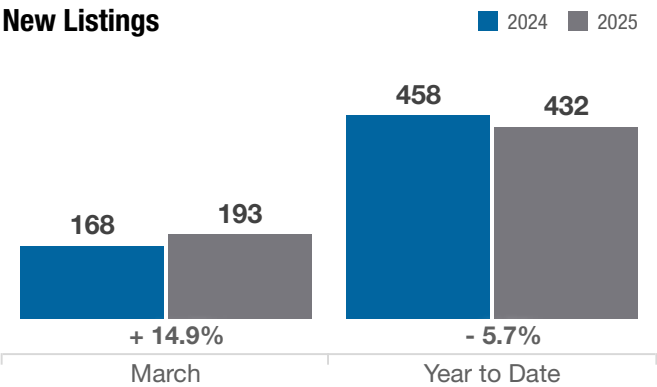
Average Sales Price



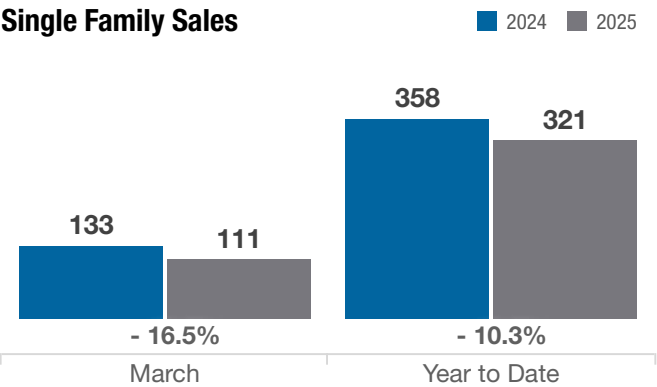
Inventory of Homes for Sale



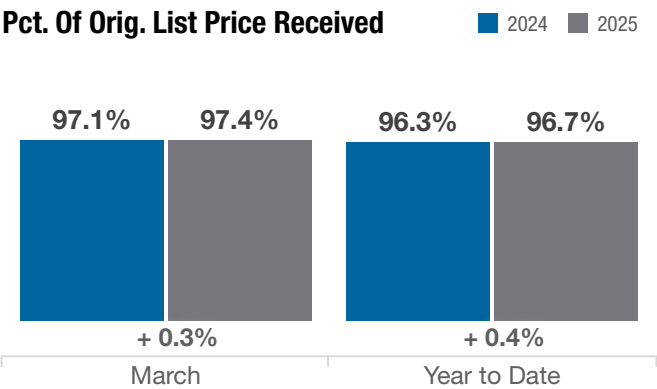
New Listings



Single Family Sales



Pct. Of Orig. List Price Received



Condo Sales

