

Local Market Update – March 2025

A RESEARCH TOOL PROVIDED BY THE COLUMBUS REALTORS®
BASED ON RESIDENTIAL LISTING DATA ONLY



Gahanna Jefferson City School District

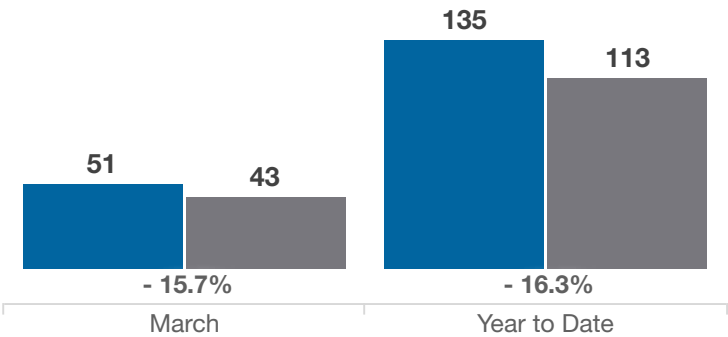
Franklin County

Key Metrics	March			Year to Date		
	2024	2025	% Change	Thru 3-2024	Thru 3-2025	% Change
Closed Sales	51	43	- 15.7%	135	113	- 16.3%
In Contracts	60	64	+ 6.7%	158	140	- 11.4%
Average Sales Price*	\$447,551	\$424,004	- 5.3%	\$454,854	\$438,745	- 3.5%
Median Sales Price*	\$402,450	\$390,000	- 3.1%	\$390,000	\$395,000	+ 1.3%
Average Price Per Square Foot*	\$213.16	\$211.34	- 0.9%	\$215.03	\$216.03	+ 0.5%
Percent of Original List Price Received*	99.9%	100.3%	+ 0.4%	98.6%	97.4%	- 1.2%
Percent of Last List Price Received*	101.1%	101.0%	- 0.1%	99.8%	99.6%	- 0.2%
Days on Market Until Sale	25	33	+ 32.0%	25	41	+ 64.0%
New Listings	47	60	+ 27.7%	137	137	0.0%
Median List Price of New Listings	\$424,900	\$411,700	- 3.1%	\$399,900	\$399,900	0.0%
Median List Price at Time of Sale	\$389,750	\$375,000	- 3.8%	\$379,950	\$389,900	+ 2.6%
Inventory of Homes for Sale	31	57	+ 83.9%	—	—	—
Months Supply of Inventory	0.6	1.1	+ 83.3%	—	—	—

* Does not account for sale concessions and/or downpayment assistance. | Percent changes are calculated using rounded figures and can sometimes look extreme due to small sample size.

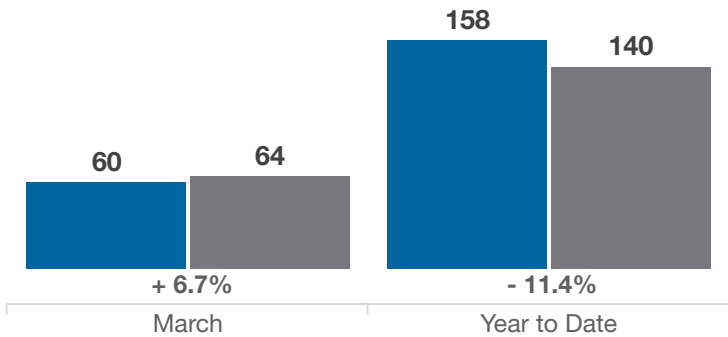
Closed Sales

■ 2024 ■ 2025



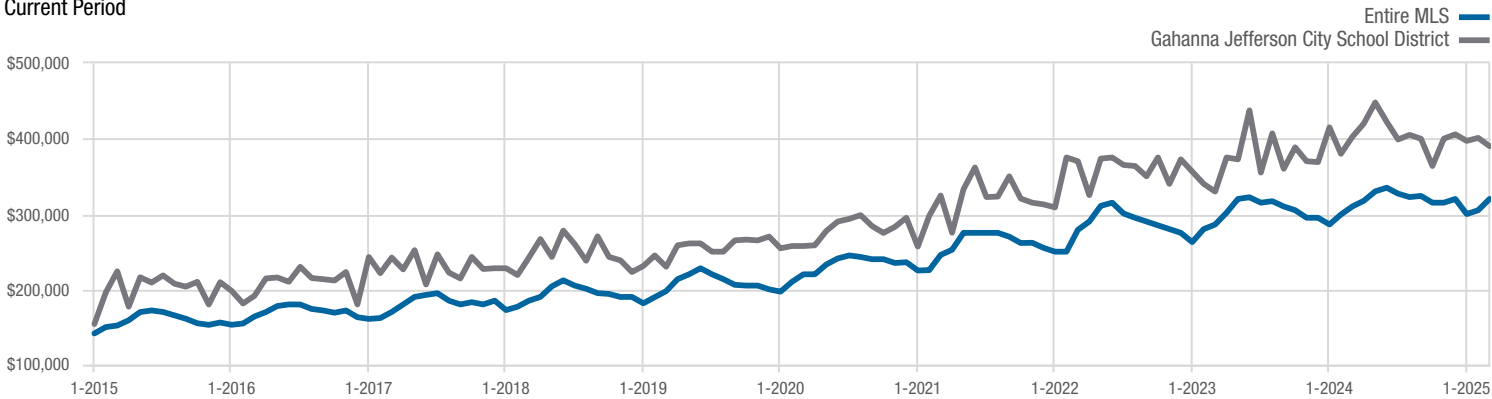
In Contracts

■ 2024 ■ 2025



Median Sales Price

Current Period



Each data point represents the median sales price in a given month.

Local Market Update – March 2025

A RESEARCH TOOL PROVIDED BY THE COLUMBUS REALTORS®
BASED ON RESIDENTIAL LISTING DATA ONLY



Gahanna Jefferson City School District

Franklin County

