

Local Market Update – March 2025

A RESEARCH TOOL PROVIDED BY THE COLUMBUS REALTORS®
BASED ON RESIDENTIAL LISTING DATA ONLY



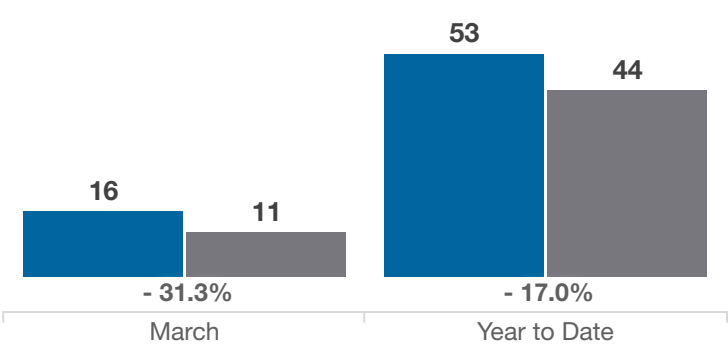
Hocking County

| Key Metrics | March | | | Year to Date | | |
|--|-----------|-----------|----------|--------------|-------------|----------|
| | 2024 | 2025 | % Change | Thru 3-2024 | Thru 3-2025 | % Change |
| Closed Sales | 16 | 11 | - 31.3% | 53 | 44 | - 17.0% |
| In Contracts | 42 | 24 | - 42.9% | 75 | 57 | - 24.0% |
| Average Sales Price* | \$325,775 | \$343,204 | + 5.4% | \$338,955 | \$358,692 | + 5.8% |
| Median Sales Price* | \$302,500 | \$247,500 | - 18.2% | \$229,900 | \$355,000 | + 54.4% |
| Average Price Per Square Foot* | \$230.87 | \$269.81 | + 16.9% | \$219.66 | \$264.90 | + 20.6% |
| Percent of Original List Price Received* | 94.8% | 96.9% | + 2.2% | 93.6% | 91.9% | - 1.8% |
| Percent of Last List Price Received* | 95.7% | 98.2% | + 2.6% | 96.2% | 95.5% | - 0.7% |
| Days on Market Until Sale | 20 | 34 | + 70.0% | 38 | 56 | + 47.4% |
| New Listings | 37 | 29 | - 21.6% | 92 | 77 | - 16.3% |
| Median List Price of New Listings | \$305,000 | \$249,900 | - 18.1% | \$307,000 | \$349,900 | + 14.0% |
| Median List Price at Time of Sale | \$302,500 | \$265,000 | - 12.4% | \$239,900 | \$379,900 | + 58.4% |
| Inventory of Homes for Sale | 60 | 69 | + 15.0% | — | — | — |
| Months Supply of Inventory | 2.6 | 2.9 | + 11.5% | — | — | — |

* Does not account for sale concessions and/or downpayment assistance. | Percent changes are calculated using rounded figures and can sometimes look extreme due to small sample size.

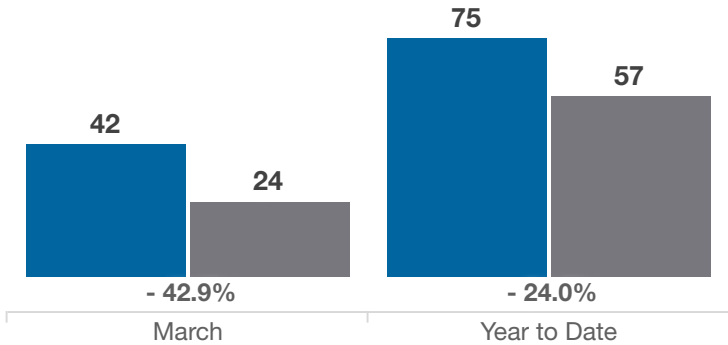
Closed Sales

■ 2024 ■ 2025



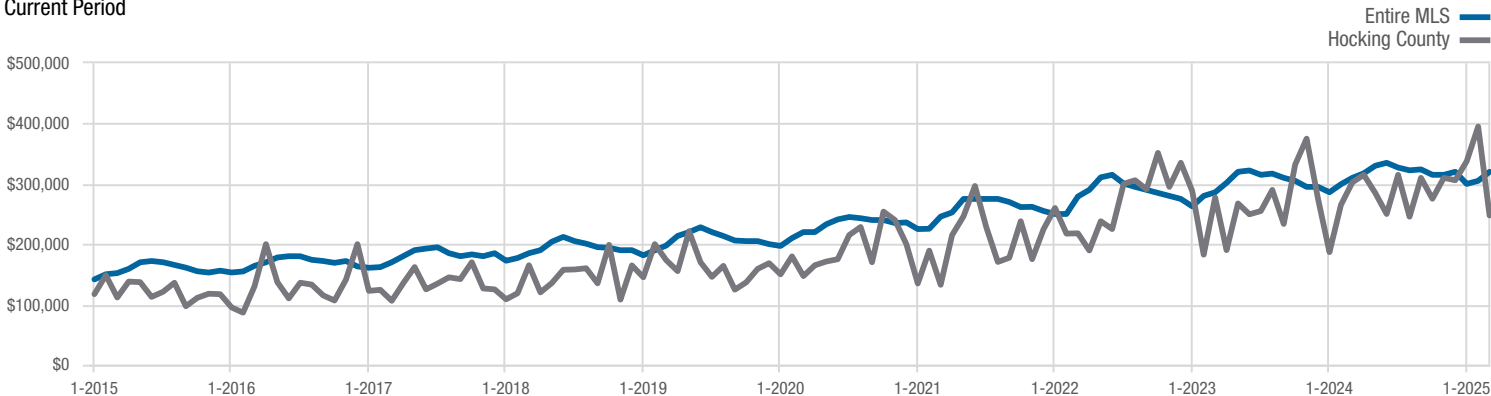
In Contracts

■ 2024 ■ 2025



Median Sales Price

Current Period



Each data point represents the median sales price in a given month.

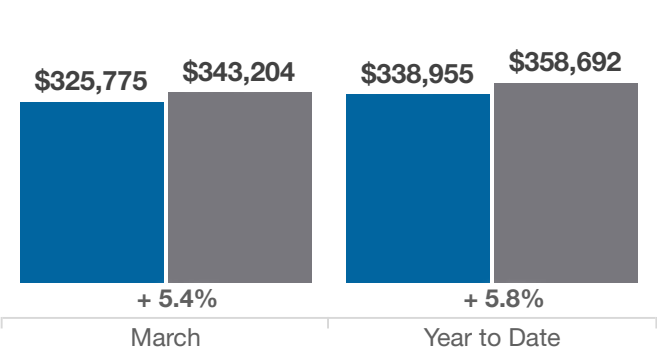
Local Market Update – March 2025

A RESEARCH TOOL PROVIDED BY THE COLUMBUS REALTORS®
BASED ON RESIDENTIAL LISTING DATA ONLY

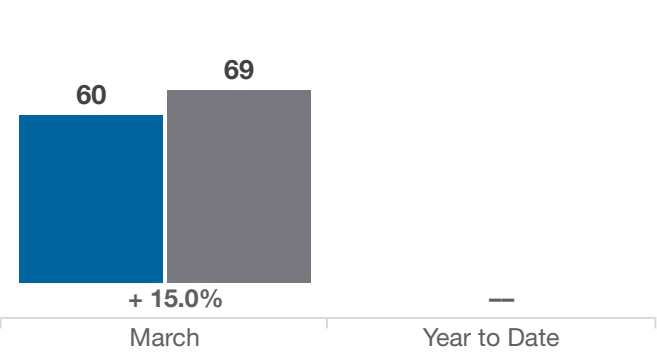


Hocking County

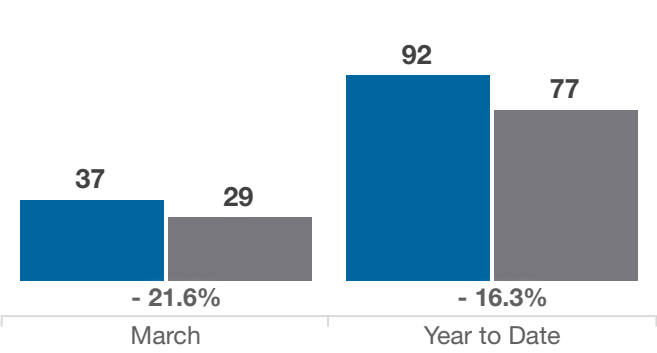
Average Sales Price



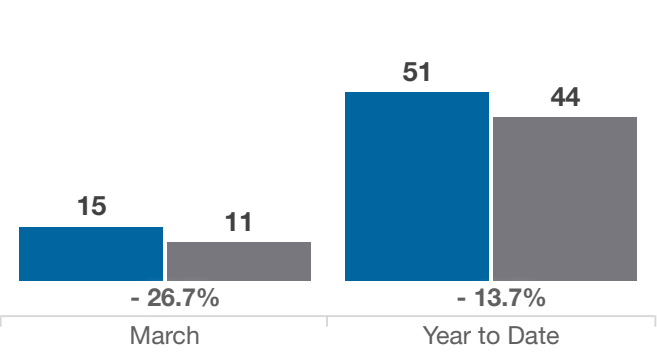
Inventory of Homes for Sale



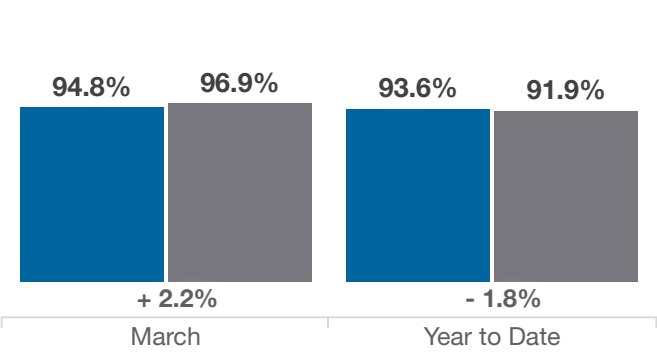
New Listings



Single Family Sales



Pct. Of Orig. List Price Received



Condo Sales

