

Local Market Update – March 2025

A RESEARCH TOOL PROVIDED BY THE COLUMBUS REALTORS®
BASED ON RESIDENTIAL LISTING DATA ONLY



Madison Plains Local School District

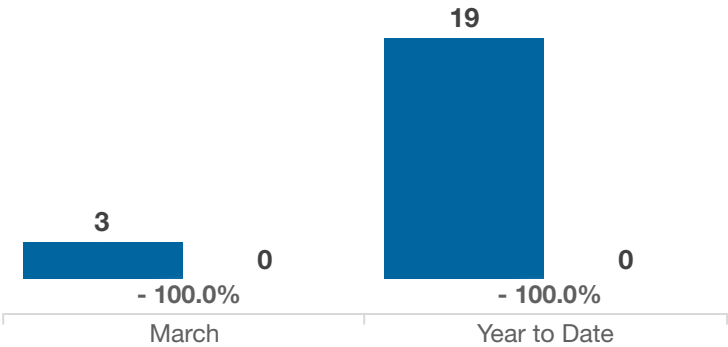
Madison County

Key Metrics	March			Year to Date		
	2024	2025	% Change	Thru 3-2024	Thru 3-2025	% Change
Closed Sales	3	0	- 100.0%	19	0	- 100.0%
In Contracts	5	0	- 100.0%	17	0	- 100.0%
Average Sales Price*	\$288,117	—	—	\$326,424	—	—
Median Sales Price*	\$259,750	—	—	\$333,000	—	—
Average Price Per Square Foot*	\$170.56	—	—	\$184.50	—	—
Percent of Original List Price Received*	107.2%	—	—	95.2%	—	—
Percent of Last List Price Received*	107.3%	—	—	98.9%	—	—
Days on Market Until Sale	22	—	—	33	—	—
New Listings	11	0	- 100.0%	19	0	- 100.0%
Median List Price of New Listings	\$275,000	—	—	\$269,900	—	—
Median List Price at Time of Sale	\$230,000	—	—	\$369,900	—	—
Inventory of Homes for Sale	13	0	- 100.0%	—	—	—
Months Supply of Inventory	1.8	—	—	—	—	—

* Does not account for sale concessions and/or downpayment assistance. | Percent changes are calculated using rounded figures and can sometimes look extreme due to small sample size.

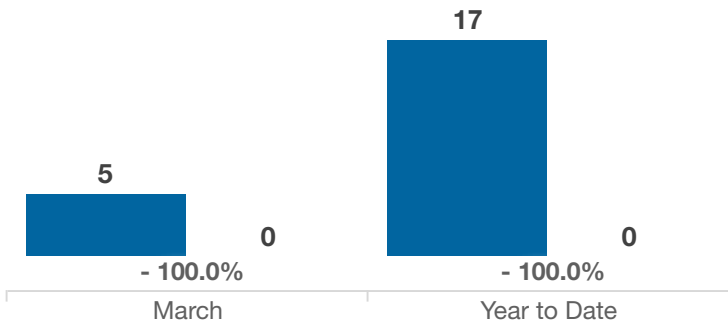
Closed Sales

■ 2024 ■ 2025



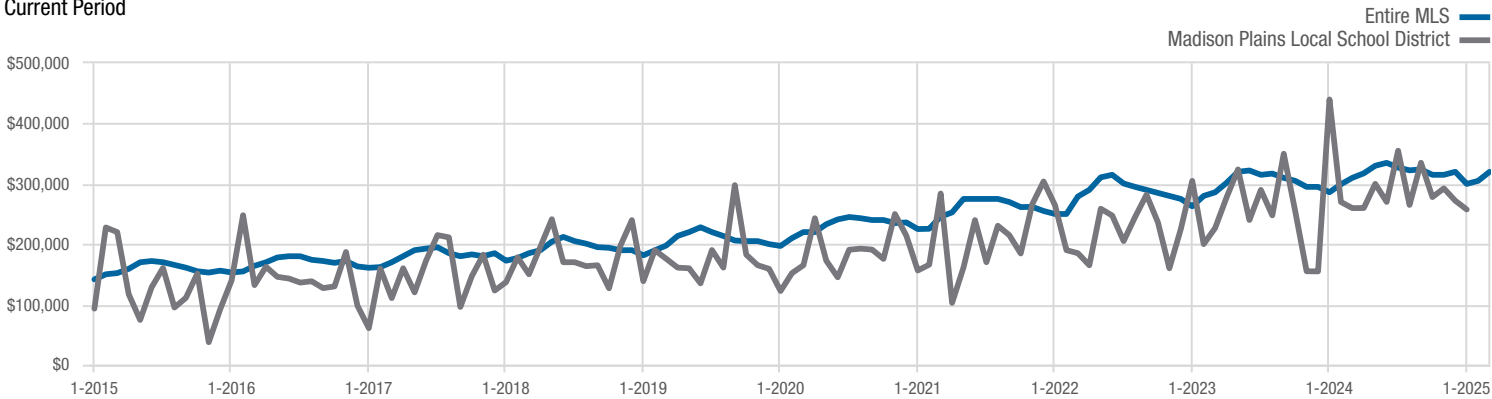
In Contracts

■ 2024 ■ 2025



Median Sales Price

Current Period



Each data point represents the median sales price in a given month.

Local Market Update – March 2025

A RESEARCH TOOL PROVIDED BY THE COLUMBUS REALTORS®
BASED ON RESIDENTIAL LISTING DATA ONLY



Madison Plains Local School District

Madison County

