

# Local Market Update – March 2025

A RESEARCH TOOL PROVIDED BY THE COLUMBUS REALTORS®  
BASED ON RESIDENTIAL LISTING DATA ONLY



## Marysville Exempted Village School District

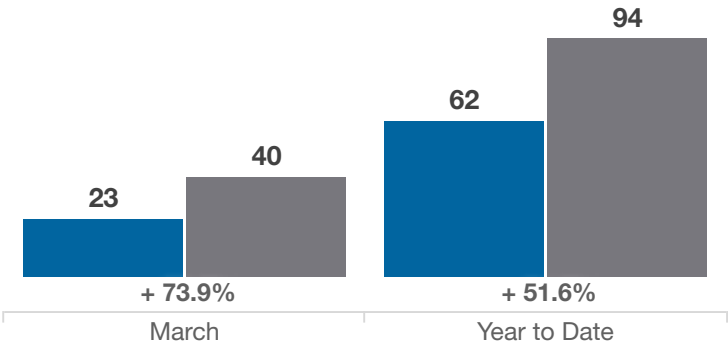
Union County

Key Metrics	March			Year to Date		
	2024	2025	% Change	Thru 3-2024	Thru 3-2025	% Change
Closed Sales	23	40	+ 73.9%	62	94	+ 51.6%
In Contracts	35	55	+ 57.1%	82	129	+ 57.3%
Average Sales Price*	\$354,503	\$408,518	+ 15.2%	\$368,888	\$398,633	+ 8.1%
Median Sales Price*	\$346,600	\$386,250	+ 11.4%	\$375,450	\$377,926	+ 0.7%
Average Price Per Square Foot*	\$191.13	\$188.68	- 1.3%	\$185.12	\$191.82	+ 3.6%
Percent of Original List Price Received*	101.3%	98.3%	- 3.0%	98.8%	98.9%	+ 0.1%
Percent of Last List Price Received*	101.3%	99.9%	- 1.4%	100.0%	100.4%	+ 0.4%
Days on Market Until Sale	11	27	+ 145.5%	30	28	- 6.7%
New Listings	34	57	+ 67.6%	88	141	+ 60.2%
Median List Price of New Listings	\$369,900	\$389,900	+ 5.4%	\$389,000	\$389,900	+ 0.2%
Median List Price at Time of Sale	\$340,000	\$377,876	+ 11.1%	\$369,950	\$379,450	+ 2.6%
Inventory of Homes for Sale	34	56	+ 64.7%	—	—	—
Months Supply of Inventory	1.0	1.3	+ 30.0%	—	—	—

\* Does not account for sale concessions and/or downpayment assistance. | Percent changes are calculated using rounded figures and can sometimes look extreme due to small sample size.

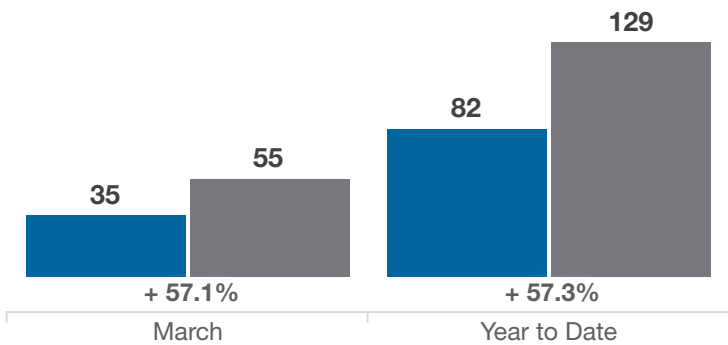
### Closed Sales

■ 2024 ■ 2025



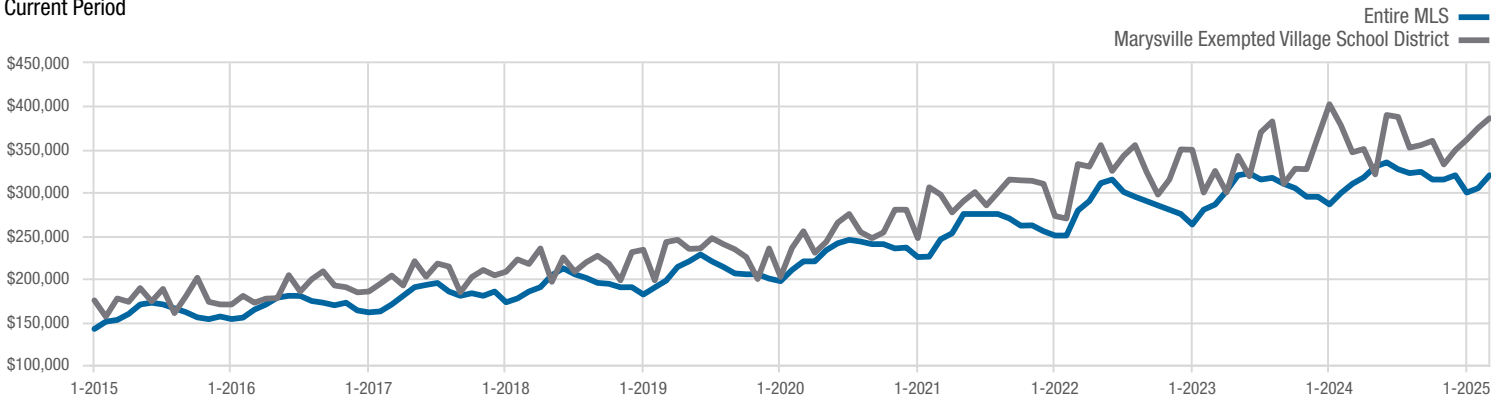
### In Contracts

■ 2024 ■ 2025



### Median Sales Price

Current Period



Each data point represents the median sales price in a given month.

# Local Market Update – March 2025

A RESEARCH TOOL PROVIDED BY THE COLUMBUS REALTORS®  
BASED ON RESIDENTIAL LISTING DATA ONLY



## Marysville Exempted Village School District

Union County

