

Local Market Update – March 2025

A RESEARCH TOOL PROVIDED BY THE COLUMBUS REALTORS®
BASED ON RESIDENTIAL LISTING DATA ONLY



South-Western City School District (Grove City)

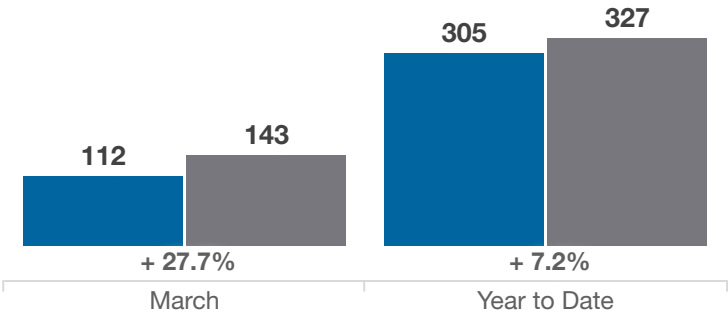
Franklin and Pickaway Counties

Key Metrics	March			Year to Date		
	2024	2025	% Change	Thru 3-2024	Thru 3-2025	% Change
Closed Sales	112	143	+ 27.7%	305	327	+ 7.2%
In Contracts	138	172	+ 24.6%	363	418	+ 15.2%
Average Sales Price*	\$317,654	\$334,238	+ 5.2%	\$295,511	\$325,039	+ 10.0%
Median Sales Price*	\$305,750	\$320,000	+ 4.7%	\$285,000	\$305,000	+ 7.0%
Average Price Per Square Foot*	\$187.38	\$202.61	+ 8.1%	\$185.58	\$198.57	+ 7.0%
Percent of Original List Price Received*	99.2%	98.4%	- 0.8%	98.5%	97.6%	- 0.9%
Percent of Last List Price Received*	100.8%	99.6%	- 1.2%	100.0%	99.0%	- 1.0%
Days on Market Until Sale	37	26	- 29.7%	31	30	- 3.2%
New Listings	130	178	+ 36.9%	345	458	+ 32.8%
Median List Price of New Listings	\$299,450	\$314,950	+ 5.2%	\$290,000	\$309,900	+ 6.9%
Median List Price at Time of Sale	\$299,894	\$322,000	+ 7.4%	\$280,000	\$302,450	+ 8.0%
Inventory of Homes for Sale	112	187	+ 67.0%	—	—	—
Months Supply of Inventory	0.9	1.3	+ 44.4%	—	—	—

* Does not account for sale concessions and/or downpayment assistance. | Percent changes are calculated using rounded figures and can sometimes look extreme due to small sample size.

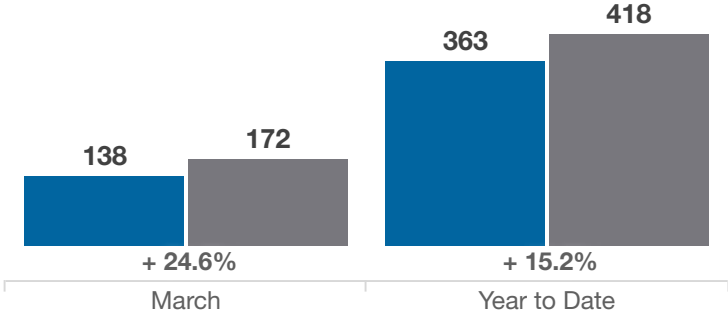
Closed Sales

■ 2024 ■ 2025



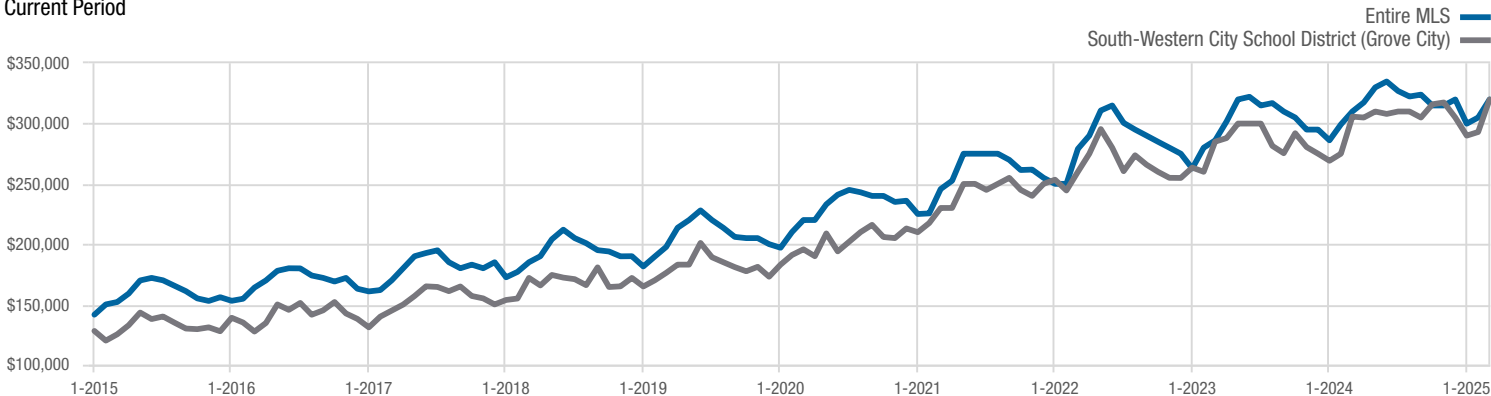
In Contracts

■ 2024 ■ 2025



Median Sales Price

Current Period



Each data point represents the median sales price in a given month.

Local Market Update – March 2025

A RESEARCH TOOL PROVIDED BY THE COLUMBUS REALTORS®
BASED ON RESIDENTIAL LISTING DATA ONLY



South-Western City School District (Grove City)

Franklin and Pickaway Counties

