

Local Market Update – March 2025

A RESEARCH TOOL PROVIDED BY THE COLUMBUS REALTORS®
BASED ON RESIDENTIAL LISTING DATA ONLY



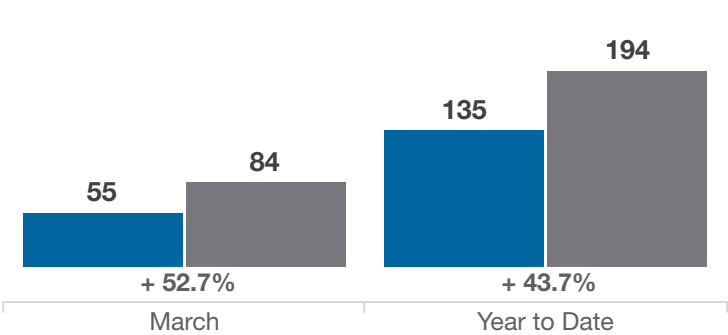
Union County

Key Metrics	March			Year to Date		
	2024	2025	% Change	Thru 3-2024	Thru 3-2025	% Change
Closed Sales	55	84	+ 52.7%	135	194	+ 43.7%
In Contracts	85	122	+ 43.5%	202	269	+ 33.2%
Average Sales Price*	\$514,446	\$528,603	+ 2.8%	\$507,430	\$519,693	+ 2.4%
Median Sales Price*	\$475,000	\$467,679	- 1.5%	\$445,000	\$454,300	+ 2.1%
Average Price Per Square Foot*	\$203.98	\$214.78	+ 5.3%	\$202.24	\$209.28	+ 3.5%
Percent of Original List Price Received*	99.9%	98.8%	- 1.1%	99.0%	98.1%	- 0.9%
Percent of Last List Price Received*	100.2%	99.9%	- 0.3%	100.3%	99.7%	- 0.6%
Days on Market Until Sale	41	47	+ 14.6%	48	54	+ 12.5%
New Listings	81	119	+ 46.9%	207	289	+ 39.6%
Median List Price of New Listings	\$435,000	\$435,000	0.0%	\$473,140	\$465,000	- 1.7%
Median List Price at Time of Sale	\$479,900	\$469,424	- 2.2%	\$449,900	\$459,650	+ 2.2%
Inventory of Homes for Sale	96	154	+ 60.4%	—	—	—
Months Supply of Inventory	1.4	1.8	+ 28.6%	—	—	—

* Does not account for sale concessions and/or downpayment assistance. | Percent changes are calculated using rounded figures and can sometimes look extreme due to small sample size.

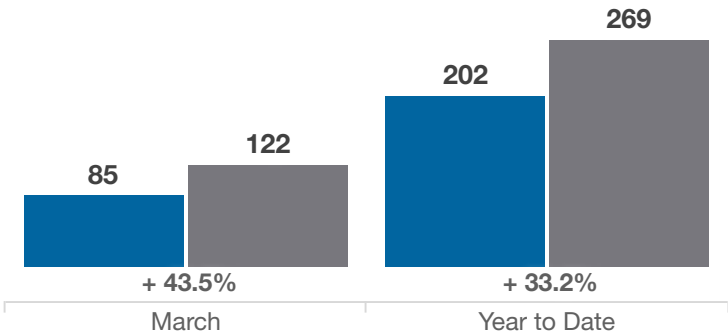
Closed Sales

■ 2024 ■ 2025



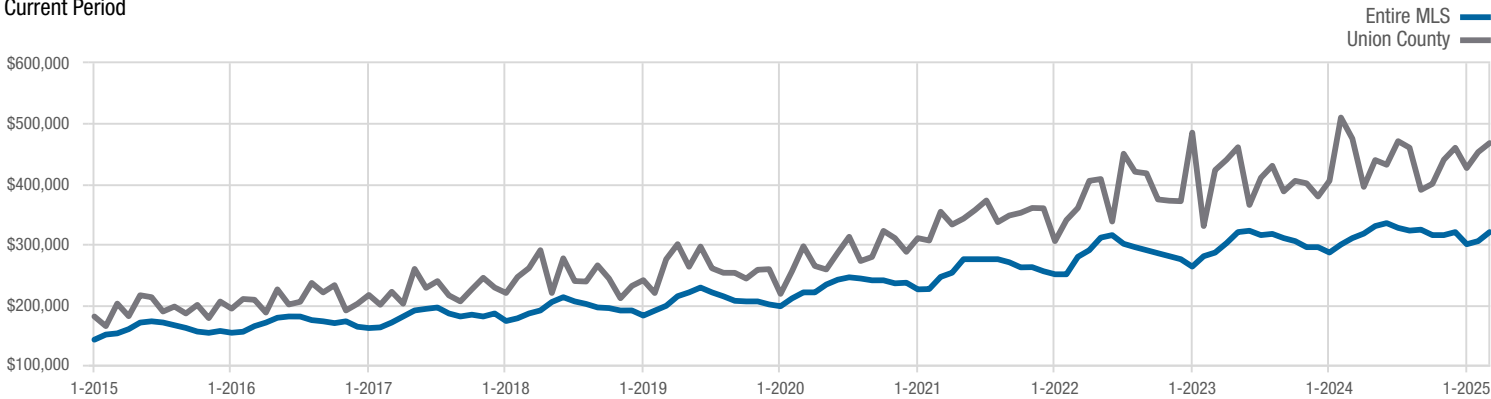
In Contracts

■ 2024 ■ 2025



Median Sales Price

Current Period



Each data point represents the median sales price in a given month.

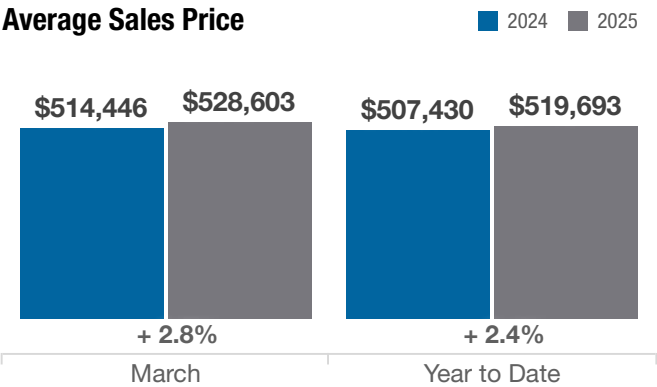
Local Market Update – March 2025

A RESEARCH TOOL PROVIDED BY THE COLUMBUS REALTORS®
BASED ON RESIDENTIAL LISTING DATA ONLY

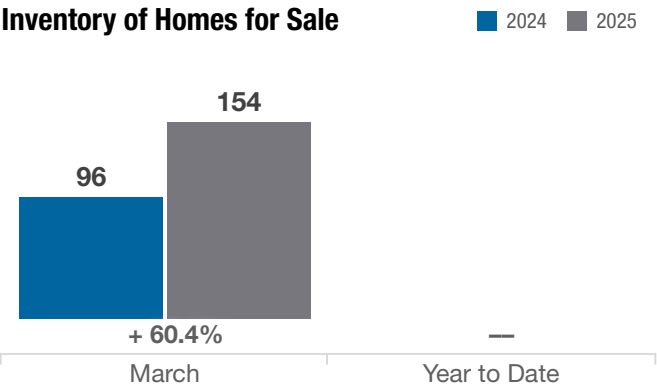


Union County

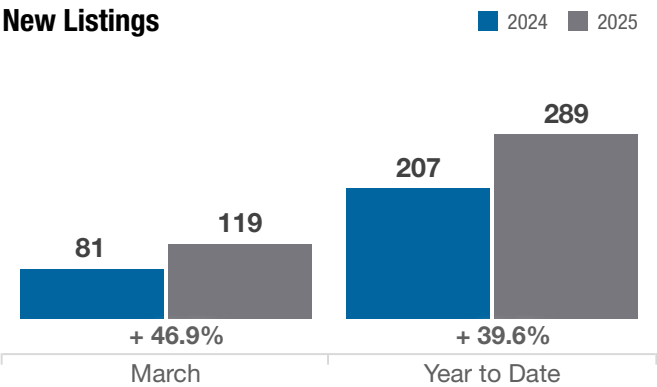
Average Sales Price



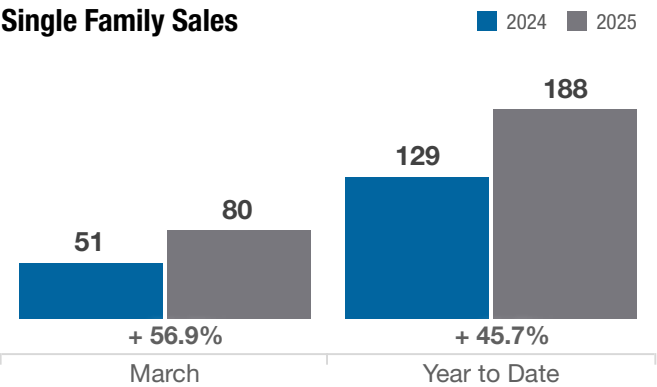
Inventory of Homes for Sale



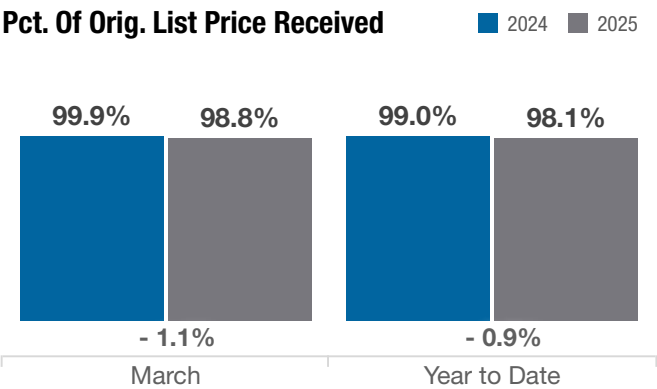
New Listings



Single Family Sales



Pct. Of Orig. List Price Received



Condo Sales

