

# Local Market Update – March 2025

A RESEARCH TOOL PROVIDED BY THE COLUMBUS REALTORS®  
BASED ON RESIDENTIAL LISTING DATA ONLY



## Valleyview (Corp.)

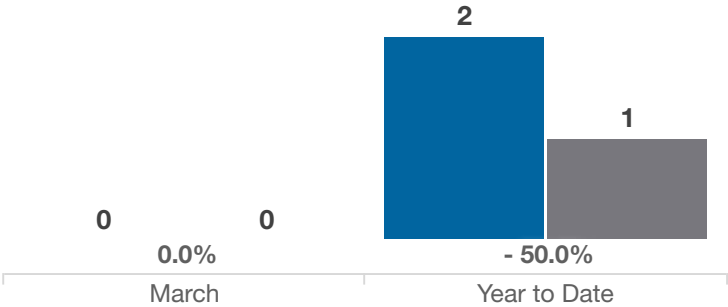
Franklin County

Key Metrics	March			Year to Date		
	2024	2025	% Change	Thru 3-2024	Thru 3-2025	% Change
Closed Sales	0	0	0.0%	2	1	- 50.0%
In Contracts	0	0	0.0%	2	1	- 50.0%
Average Sales Price*	—	—	—	\$175,000	\$150,000	- 14.3%
Median Sales Price*	—	—	—	\$175,000	\$150,000	- 14.3%
Average Price Per Square Foot*	—	—	—	\$119.96	\$123.15	+ 2.7%
Percent of Original List Price Received*	—	—	—	93.3%	111.1%	+ 19.1%
Percent of Last List Price Received*	—	—	—	98.6%	111.1%	+ 12.7%
Days on Market Until Sale	—	—	—	13	10	- 23.1%
New Listings	0	0	0.0%	0	1	—
Median List Price of New Listings	—	—	—	—	\$135,000	—
Median List Price at Time of Sale	—	—	—	\$177,500	\$135,000	- 23.9%
Inventory of Homes for Sale	0	0	0.0%	—	—	—
Months Supply of Inventory	—	—	—	—	—	—

\* Does not account for sale concessions and/or downpayment assistance. | Percent changes are calculated using rounded figures and can sometimes look extreme due to small sample size.

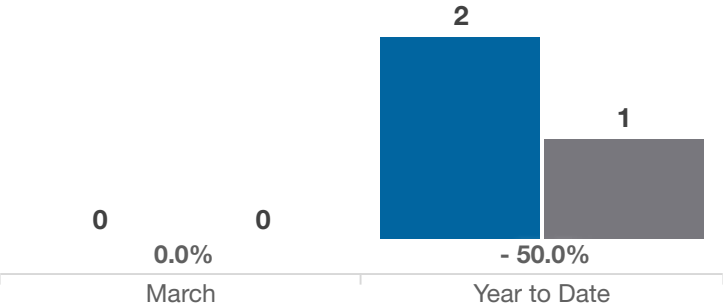
### Closed Sales

■ 2024 ■ 2025



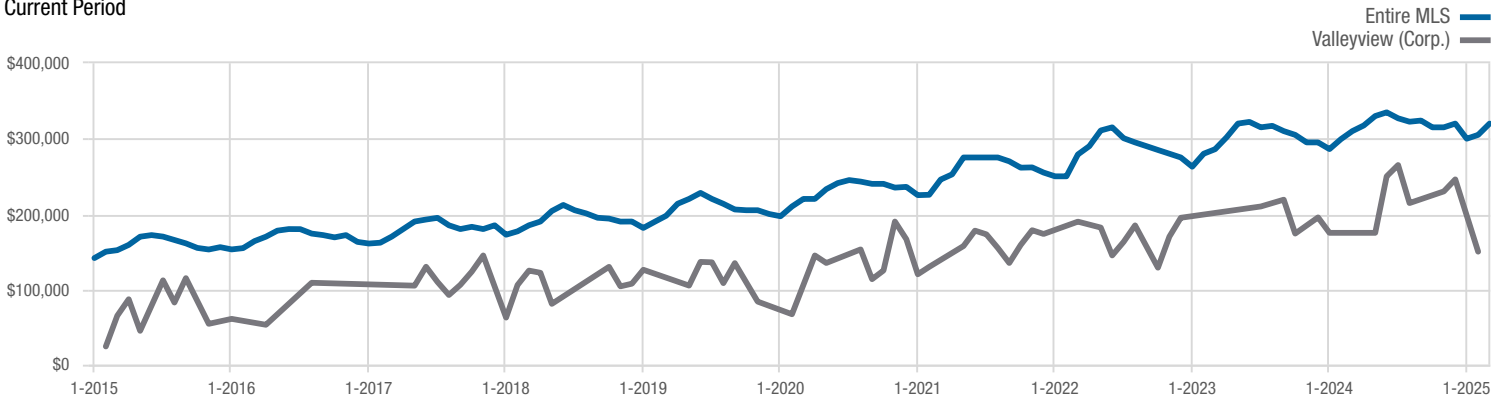
### In Contracts

■ 2024 ■ 2025



### Median Sales Price

Current Period



Each data point represents the median sales price in a given month.

# Local Market Update – March 2025

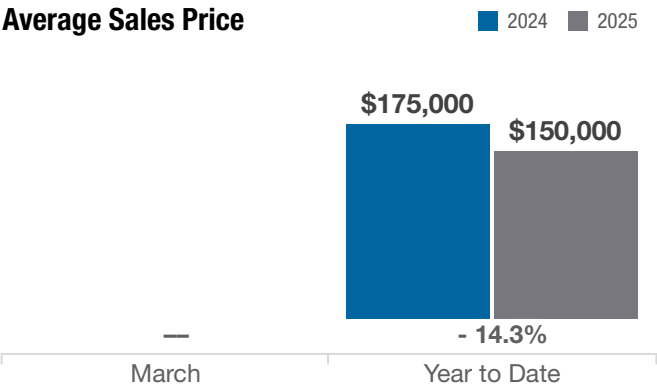
A RESEARCH TOOL PROVIDED BY THE COLUMBUS REALTORS®  
BASED ON RESIDENTIAL LISTING DATA ONLY



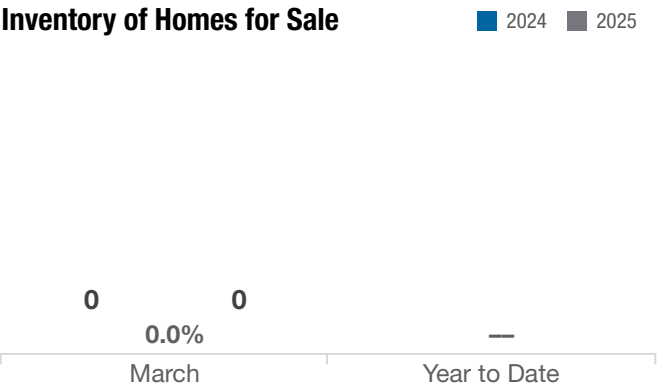
## Valleyview (Corp.)

Franklin County

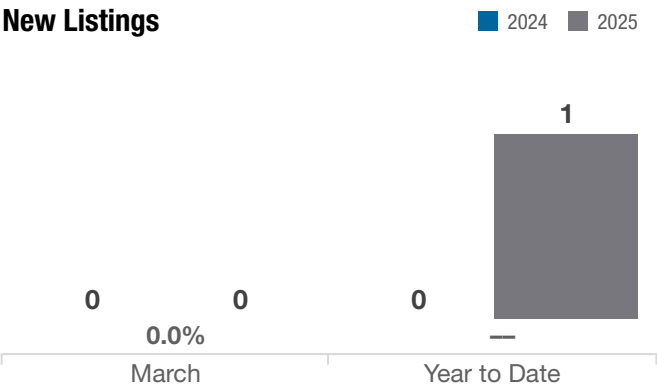
Average Sales Price



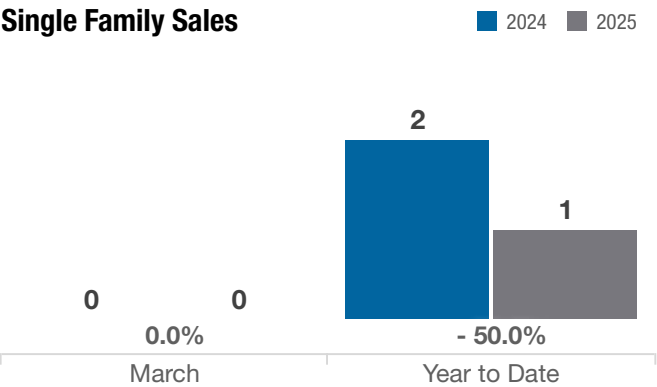
Inventory of Homes for Sale



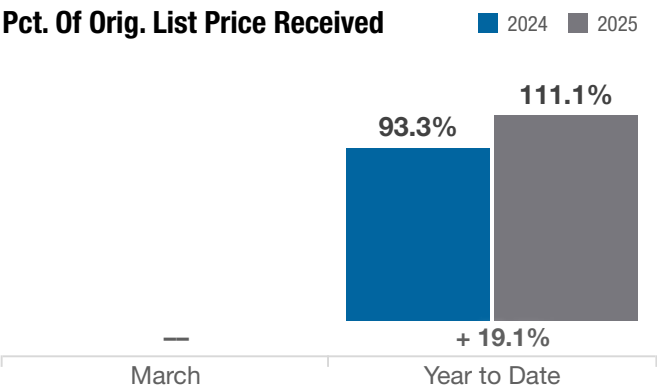
New Listings



Single Family Sales



Pct. Of Orig. List Price Received



Condo Sales

