

Local Market Update – April 2025

A RESEARCH TOOL PROVIDED BY THE COLUMBUS REALTORS®
BASED ON RESIDENTIAL LISTING DATA ONLY



Beechwold / Clintonville

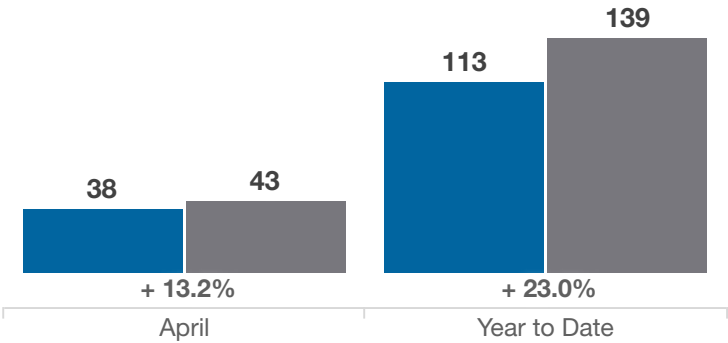
Franklin County (43214, 43202)

Key Metrics	April			Year to Date		
	2024	2025	% Change	Thru 4-2024	Thru 4-2025	% Change
Closed Sales	38	43	+ 13.2%	113	139	+ 23.0%
In Contracts	62	41	- 33.9%	158	160	+ 1.3%
Average Sales Price*	\$427,620	\$441,844	+ 3.3%	\$410,237	\$420,193	+ 2.4%
Median Sales Price*	\$404,950	\$425,000	+ 5.0%	\$375,000	\$407,500	+ 8.7%
Average Price Per Square Foot*	\$278.90	\$305.79	+ 9.6%	\$283.83	\$299.55	+ 5.5%
Percent of Original List Price Received*	103.0%	99.4%	- 3.5%	100.5%	99.6%	- 0.9%
Percent of Last List Price Received*	103.1%	100.4%	- 2.6%	101.2%	101.0%	- 0.2%
Days on Market Until Sale	6	19	+ 216.7%	17	23	+ 35.3%
New Listings	64	50	- 21.9%	166	173	+ 4.2%
Median List Price of New Listings	\$399,200	\$479,450	+ 20.1%	\$377,450	\$419,000	+ 11.0%
Median List Price at Time of Sale	\$405,400	\$419,900	+ 3.6%	\$375,000	\$399,900	+ 6.6%
Inventory of Homes for Sale	29	42	+ 44.8%	—	—	—
Months Supply of Inventory	0.7	1.0	+ 42.9%	—	—	—

* Does not account for sale concessions and/or downpayment assistance. | Percent changes are calculated using rounded figures and can sometimes look extreme due to small sample size.

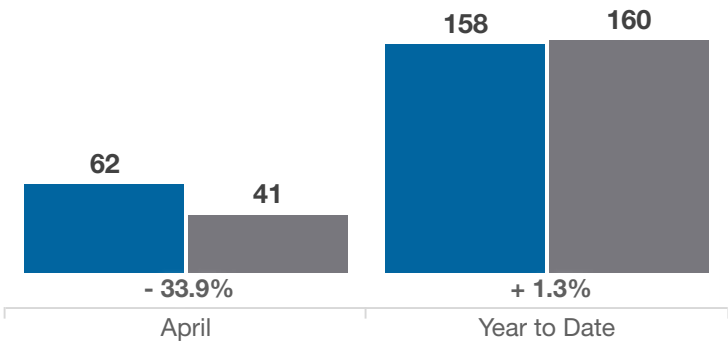
Closed Sales

■ 2024 ■ 2025



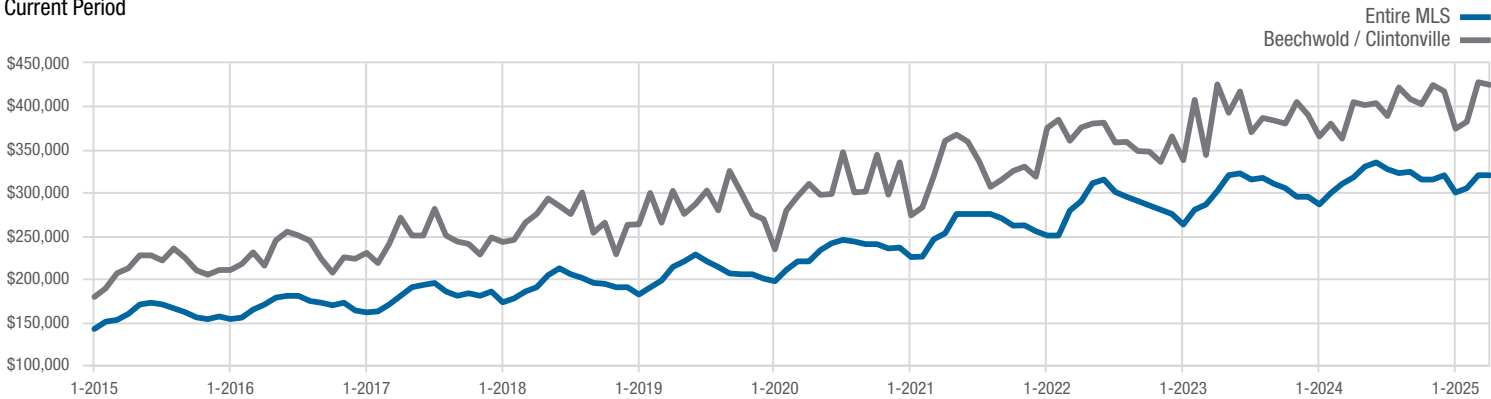
In Contracts

■ 2024 ■ 2025



Median Sales Price

Current Period



Each data point represents the median sales price in a given month.

Local Market Update – April 2025

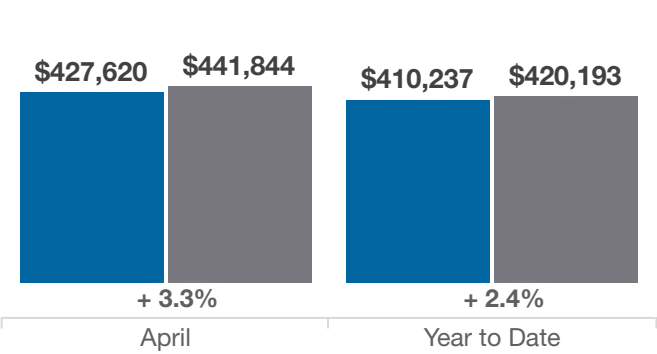
A RESEARCH TOOL PROVIDED BY THE COLUMBUS REALTORS®
BASED ON RESIDENTIAL LISTING DATA ONLY



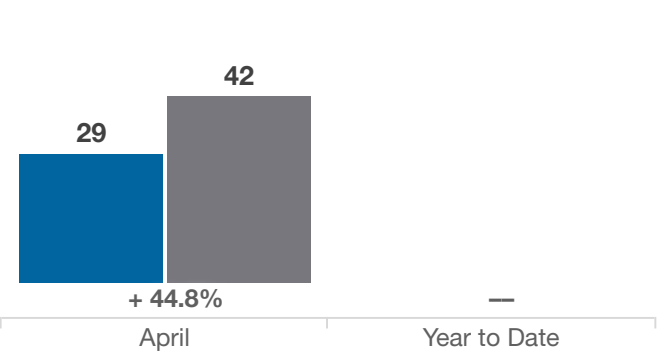
Beechwold / Clintonville

Franklin County (43214, 43202)

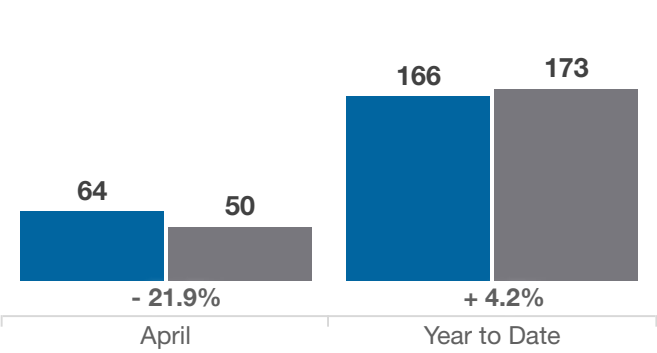
Average Sales Price



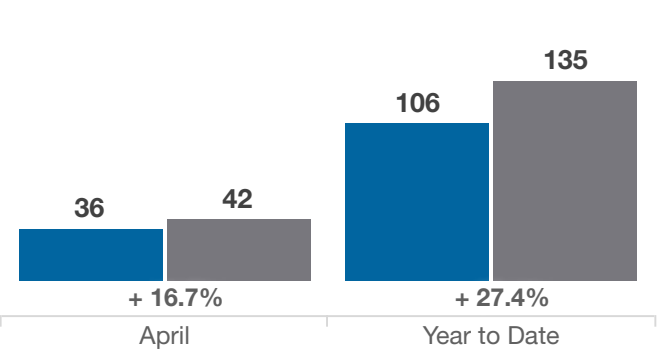
Inventory of Homes for Sale



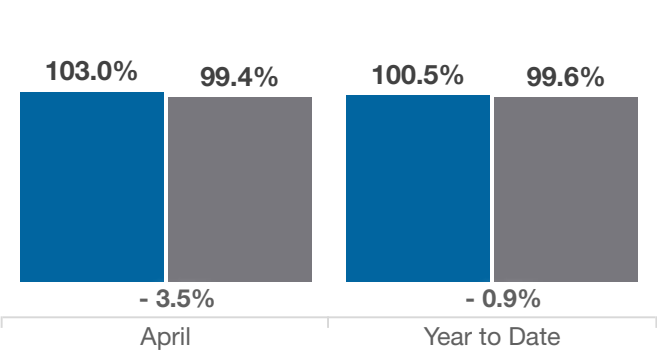
New Listings



Single Family Sales



Pct. Of Orig. List Price Received



Condo Sales

