

Big Walnut Local School District

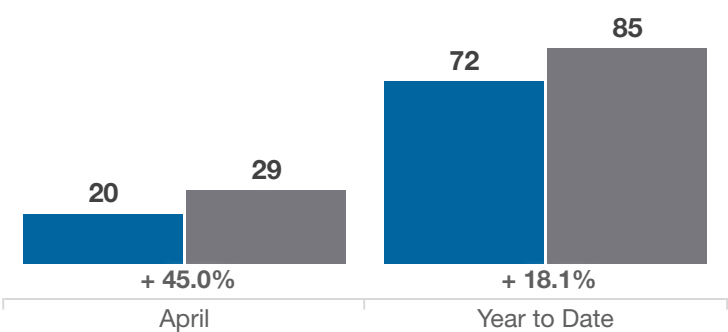
Delaware County

Key Metrics	April			Year to Date		
	2024	2025	% Change	Thru 4-2024	Thru 4-2025	% Change
Closed Sales	20	29	+ 45.0%	72	85	+ 18.1%
In Contracts	37	34	- 8.1%	96	108	+ 12.5%
Average Sales Price*	\$493,262	\$579,732	+ 17.5%	\$506,361	\$580,352	+ 14.6%
Median Sales Price*	\$487,500	\$508,000	+ 4.2%	\$482,024	\$529,950	+ 9.9%
Average Price Per Square Foot*	\$220.97	\$254.84	+ 15.3%	\$238.56	\$240.69	+ 0.9%
Percent of Original List Price Received*	99.1%	97.2%	- 1.9%	97.8%	96.1%	- 1.7%
Percent of Last List Price Received*	100.5%	98.5%	- 2.0%	99.6%	98.2%	- 1.4%
Days on Market Until Sale	19	35	+ 84.2%	30	51	+ 70.0%
New Listings	33	52	+ 57.6%	112	128	+ 14.3%
Median List Price of New Listings	\$575,000	\$550,000	- 4.3%	\$519,950	\$549,900	+ 5.8%
Median List Price at Time of Sale	\$485,000	\$509,000	+ 4.9%	\$484,519	\$549,839	+ 13.5%
Inventory of Homes for Sale	44	54	+ 22.7%	—	—	—
Months Supply of Inventory	1.9	1.9	0.0%	—	—	—

* Does not account for sale concessions and/or downpayment assistance. | Percent changes are calculated using rounded figures and can sometimes look extreme due to small sample size.

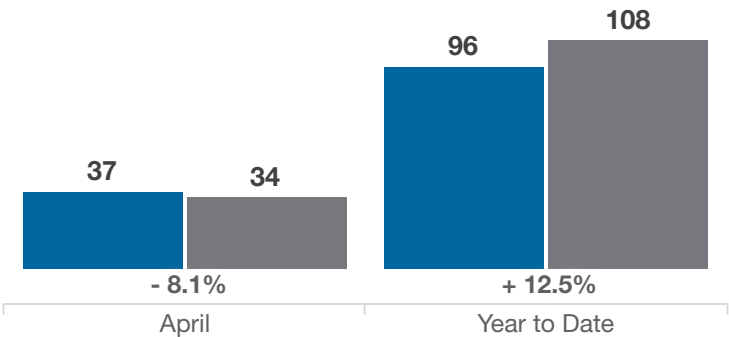
Closed Sales

■ 2024 ■ 2025



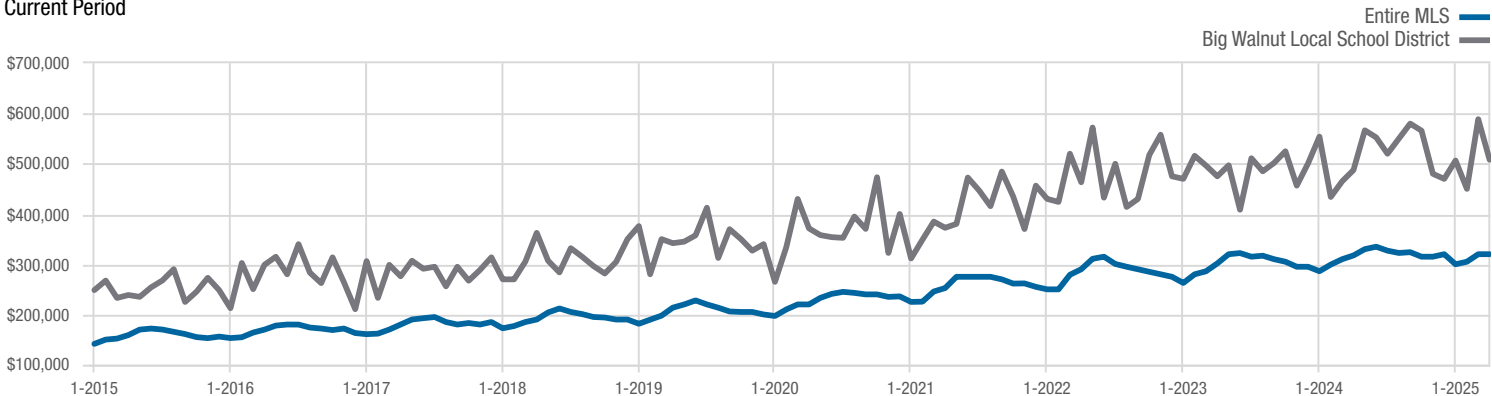
In Contracts

■ 2024 ■ 2025



Median Sales Price

Current Period



Each data point represents the median sales price in a given month.

Local Market Update – April 2025

A RESEARCH TOOL PROVIDED BY THE COLUMBUS REALTORS®
BASED ON RESIDENTIAL LISTING DATA ONLY



Big Walnut Local School District

Delaware County

