

Local Market Update – April 2025

A RESEARCH TOOL PROVIDED BY THE COLUMBUS REALTORS®
BASED ON RESIDENTIAL LISTING DATA ONLY



Circleville City School District

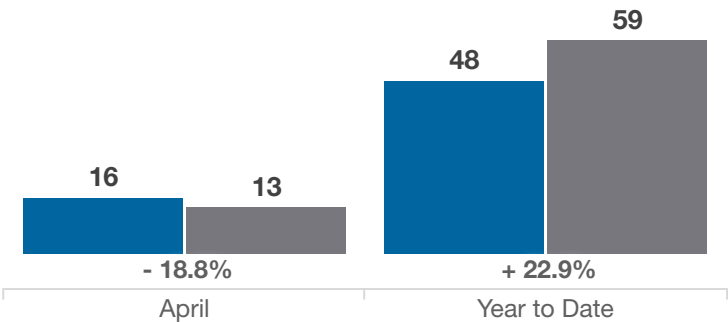
Pickaway County

Key Metrics	April			Year to Date		
	2024	2025	% Change	Thru 4-2024	Thru 4-2025	% Change
Closed Sales	16	13	- 18.8%	48	59	+ 22.9%
In Contracts	19	16	- 15.8%	60	69	+ 15.0%
Average Sales Price*	\$218,228	\$246,415	+ 12.9%	\$239,996	\$278,620	+ 16.1%
Median Sales Price*	\$195,250	\$212,000	+ 8.6%	\$231,500	\$245,000	+ 5.8%
Average Price Per Square Foot*	\$158.05	\$193.01	+ 22.1%	\$155.36	\$181.77	+ 17.0%
Percent of Original List Price Received*	93.2%	94.6%	+ 1.5%	95.8%	96.5%	+ 0.7%
Percent of Last List Price Received*	96.9%	97.9%	+ 1.0%	98.7%	98.4%	- 0.3%
Days on Market Until Sale	33	44	+ 33.3%	38	29	- 23.7%
New Listings	21	26	+ 23.8%	63	86	+ 36.5%
Median List Price of New Listings	\$199,999	\$234,944	+ 17.5%	\$240,000	\$249,987	+ 4.2%
Median List Price at Time of Sale	\$209,950	\$225,000	+ 7.2%	\$234,000	\$249,714	+ 6.7%
Inventory of Homes for Sale	16	37	+ 131.3%	—	—	—
Months Supply of Inventory	1.0	2.1	+ 110.0%	—	—	—

* Does not account for sale concessions and/or downpayment assistance. | Percent changes are calculated using rounded figures and can sometimes look extreme due to small sample size.

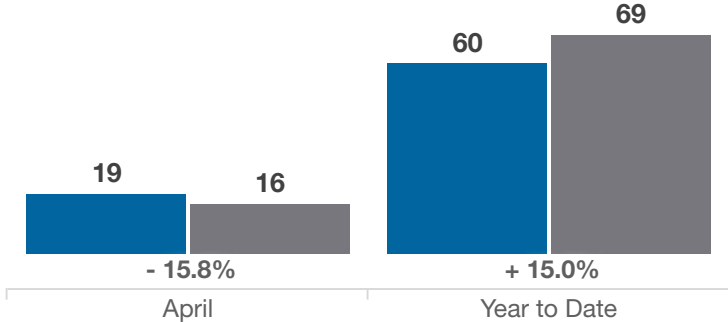
Closed Sales

■ 2024 ■ 2025



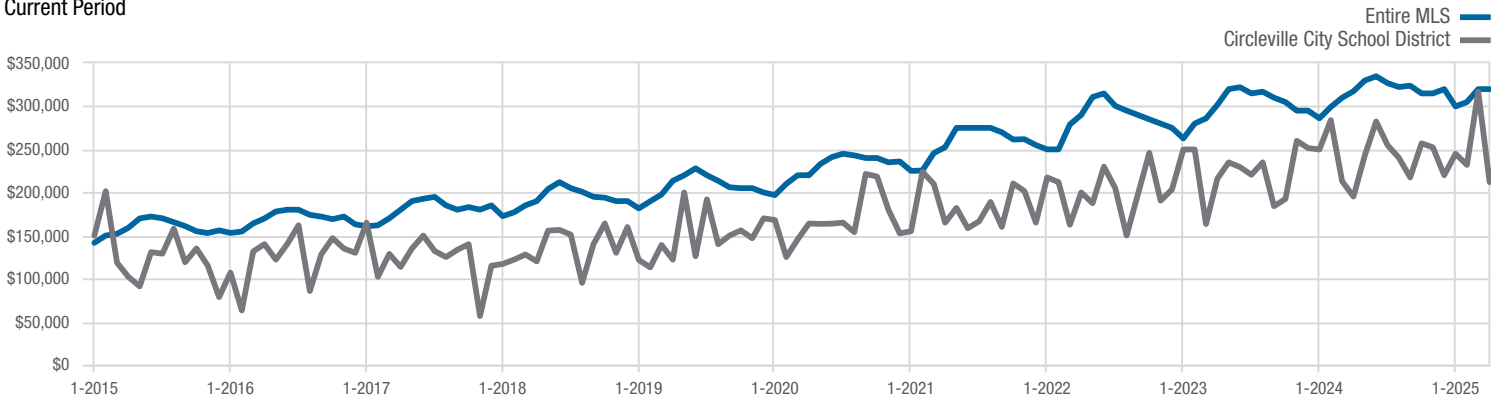
In Contracts

■ 2024 ■ 2025



Median Sales Price

Current Period



Each data point represents the median sales price in a given month.

Local Market Update – April 2025

A RESEARCH TOOL PROVIDED BY THE COLUMBUS REALTORS®
BASED ON RESIDENTIAL LISTING DATA ONLY



Circleville City School District

Pickaway County

