

Local Market Update – April 2025

A RESEARCH TOOL PROVIDED BY THE COLUMBUS REALTORS®
BASED ON RESIDENTIAL LISTING DATA ONLY

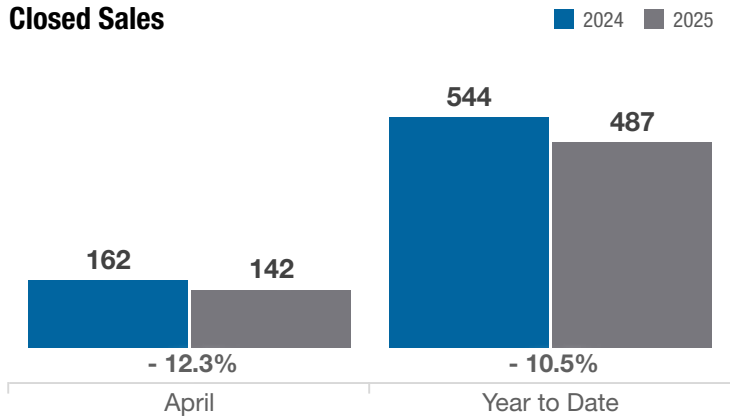


Fairfield County

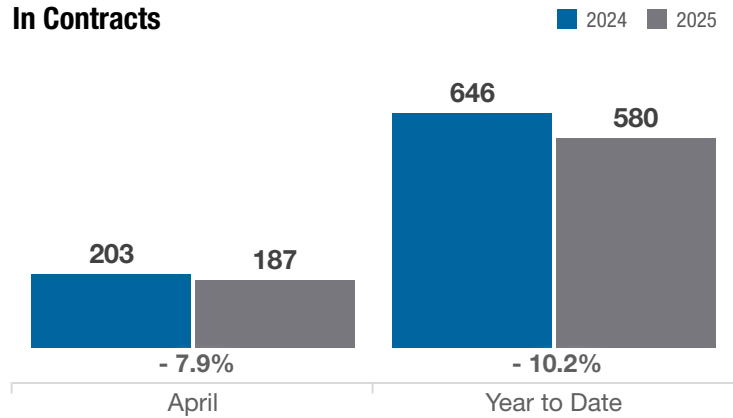
Key Metrics	April			Year to Date		
	2024	2025	% Change	Thru 4-2024	Thru 4-2025	% Change
Closed Sales	162	142	- 12.3%	544	487	- 10.5%
In Contracts	203	187	- 7.9%	646	580	- 10.2%
Average Sales Price*	\$353,949	\$347,300	- 1.9%	\$353,162	\$336,552	- 4.7%
Median Sales Price*	\$339,950	\$350,000	+ 3.0%	\$330,000	\$330,000	0.0%
Average Price Per Square Foot*	\$191.64	\$199.25	+ 4.0%	\$184.10	\$188.52	+ 2.4%
Percent of Original List Price Received*	99.3%	97.8%	- 1.5%	97.2%	97.0%	- 0.2%
Percent of Last List Price Received*	100.3%	99.2%	- 1.1%	99.1%	99.0%	- 0.1%
Days on Market Until Sale	26	28	+ 7.7%	36	39	+ 8.3%
New Listings	235	223	- 5.1%	694	657	- 5.3%
Median List Price of New Listings	\$343,000	\$402,500	+ 17.3%	\$334,888	\$354,900	+ 6.0%
Median List Price at Time of Sale	\$336,450	\$352,450	+ 4.8%	\$335,000	\$330,000	- 1.5%
Inventory of Homes for Sale	203	221	+ 8.9%	—	—	—
Months Supply of Inventory	1.3	1.4	+ 7.7%	—	—	—

* Does not account for sale concessions and/or downpayment assistance. | Percent changes are calculated using rounded figures and can sometimes look extreme due to small sample size.

Closed Sales

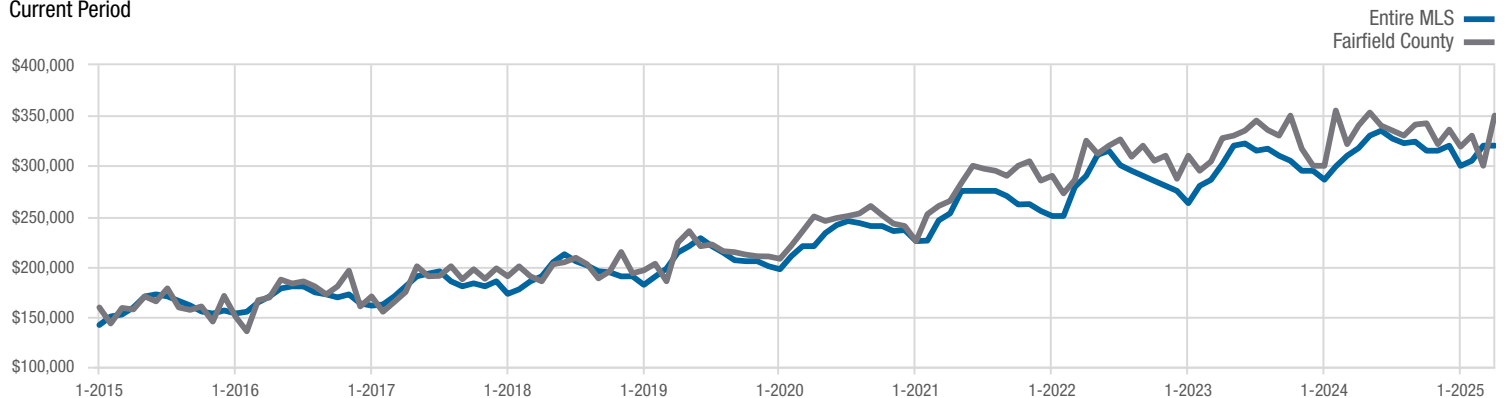


In Contracts



Median Sales Price

Current Period



Each data point represents the median sales price in a given month.

Local Market Update – April 2025

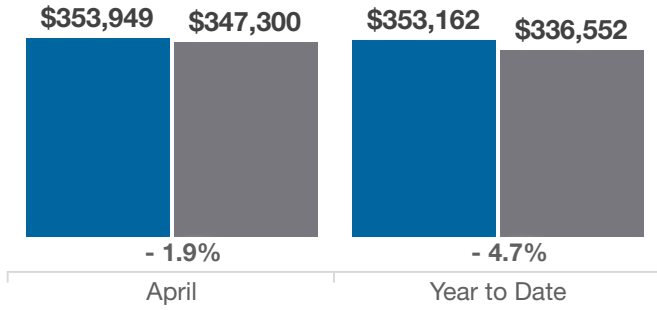
A RESEARCH TOOL PROVIDED BY THE COLUMBUS REALTORS®
BASED ON RESIDENTIAL LISTING DATA ONLY



Fairfield County

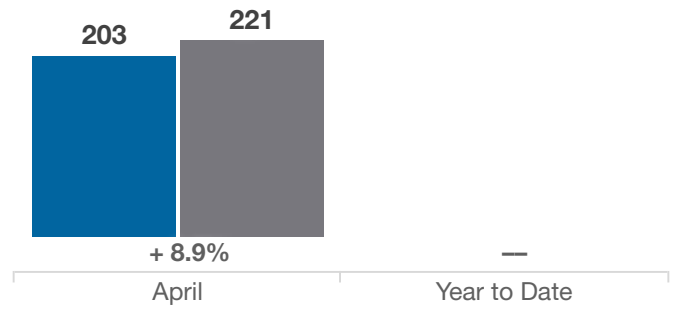
Average Sales Price

■ 2024 ■ 2025



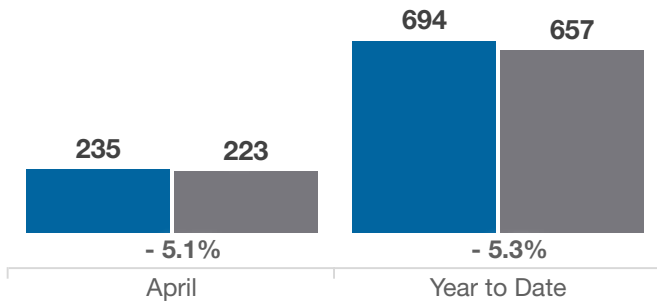
Inventory of Homes for Sale

■ 2024 ■ 2025



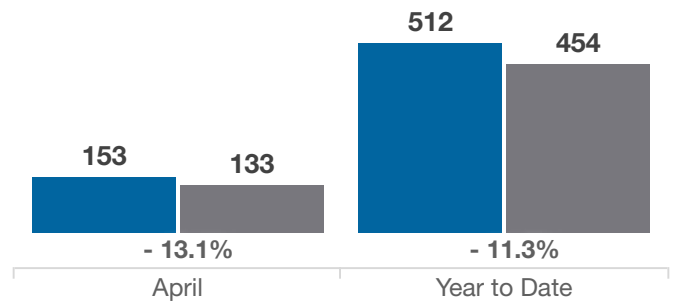
New Listings

■ 2024 ■ 2025



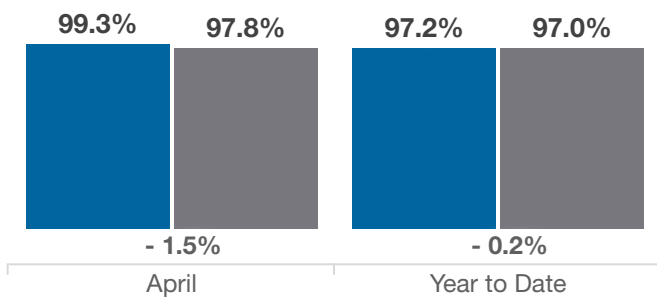
Single Family Sales

■ 2024 ■ 2025



Pct. Of Orig. List Price Received

■ 2024 ■ 2025



Condo Sales

■ 2024 ■ 2025

