

# Gahanna Jefferson City School District

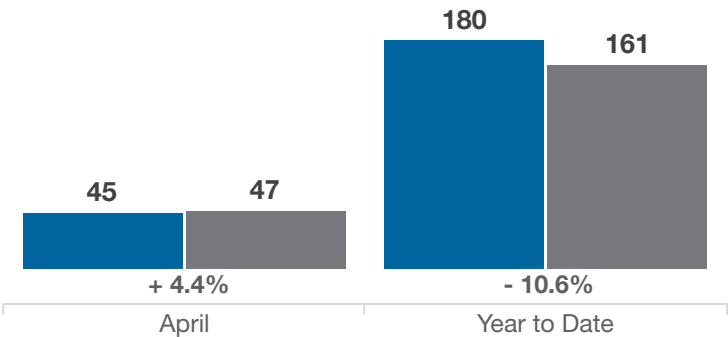
Franklin County

Key Metrics	April			Year to Date		
	2024	2025	% Change	Thru 4-2024	Thru 4-2025	% Change
Closed Sales	45	47	+ 4.4%	180	161	- 10.6%
In Contracts	64	63	- 1.6%	206	194	- 5.8%
Average Sales Price*	\$444,803	\$452,353	+ 1.7%	\$452,328	\$441,856	- 2.3%
Median Sales Price*	\$420,000	\$430,000	+ 2.4%	\$390,000	\$399,500	+ 2.4%
Average Price Per Square Foot*	\$218.67	\$238.50	+ 9.1%	\$215.95	\$222.10	+ 2.8%
Percent of Original List Price Received*	100.6%	100.6%	0.0%	99.1%	98.3%	- 0.8%
Percent of Last List Price Received*	101.2%	101.9%	+ 0.7%	100.1%	100.2%	+ 0.1%
Days on Market Until Sale	22	19	- 13.6%	24	34	+ 41.7%
New Listings	62	76	+ 22.6%	199	214	+ 7.5%
Median List Price of New Listings	\$447,450	\$422,500	- 5.6%	\$400,000	\$415,000	+ 3.8%
Median List Price at Time of Sale	\$399,900	\$425,000	+ 6.3%	\$380,000	\$389,900	+ 2.6%
Inventory of Homes for Sale	38	76	+ 100.0%	—	—	—
Months Supply of Inventory	0.7	1.5	+ 114.3%	—	—	—

\* Does not account for sale concessions and/or downpayment assistance. | Percent changes are calculated using rounded figures and can sometimes look extreme due to small sample size.

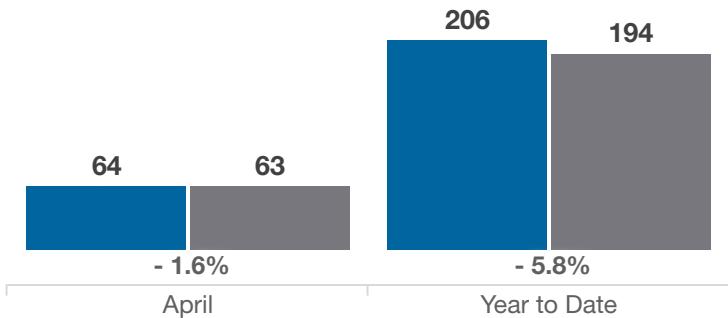
## Closed Sales

■ 2024 ■ 2025



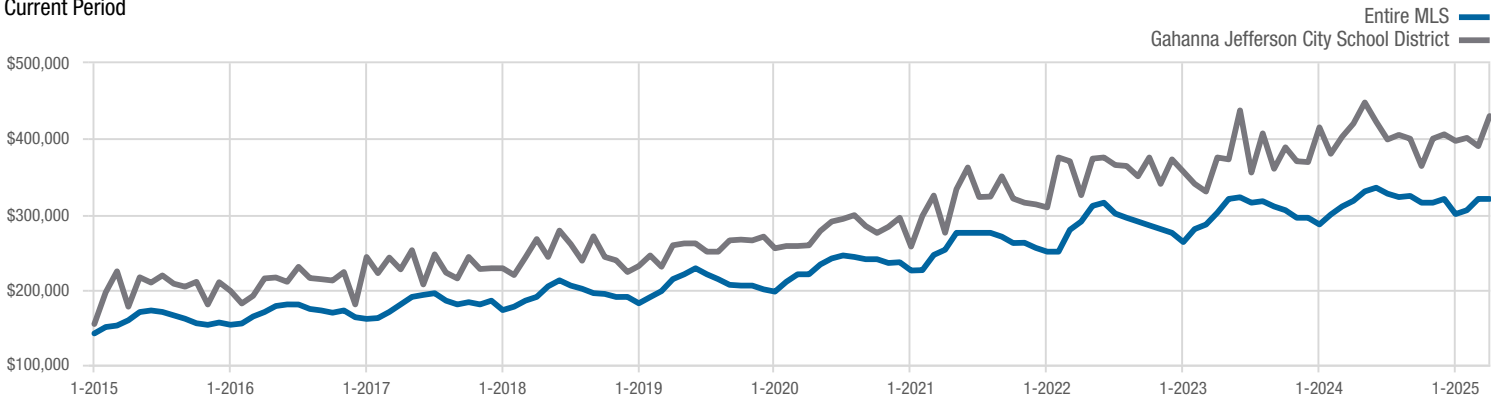
## In Contracts

■ 2024 ■ 2025



## Median Sales Price

Current Period



Each data point represents the median sales price in a given month.

# Local Market Update – April 2025

A RESEARCH TOOL PROVIDED BY THE COLUMBUS REALTORS®  
BASED ON RESIDENTIAL LISTING DATA ONLY



## Gahanna Jefferson City School District

Franklin County

