

# Jonathan Alder Local School District (Plain City)

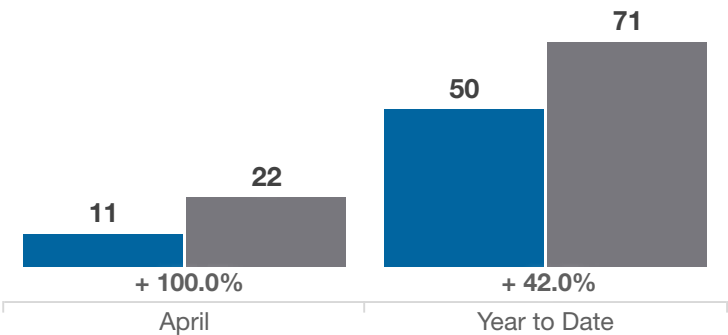
Madison and Union Counties

Key Metrics	April			Year to Date		
	2024	2025	% Change	Thru 4-2024	Thru 4-2025	% Change
Closed Sales	11	22	+ 100.0%	50	71	+ 42.0%
In Contracts	15	22	+ 46.7%	62	91	+ 46.8%
Average Sales Price*	\$475,112	\$462,360	- 2.7%	\$408,728	\$472,328	+ 15.6%
Median Sales Price*	\$457,845	\$451,303	- 1.4%	\$449,900	\$455,965	+ 1.3%
Average Price Per Square Foot*	\$205.30	\$221.23	+ 7.8%	\$189.95	\$229.18	+ 20.7%
Percent of Original List Price Received*	100.4%	98.9%	- 1.5%	101.5%	98.2%	- 3.3%
Percent of Last List Price Received*	98.2%	99.7%	+ 1.5%	102.2%	100.2%	- 2.0%
Days on Market Until Sale	49	57	+ 16.3%	39	88	+ 125.6%
New Listings	28	46	+ 64.3%	83	112	+ 34.9%
Median List Price of New Listings	\$446,480	\$460,645	+ 3.2%	\$461,838	\$462,190	+ 0.1%
Median List Price at Time of Sale	\$444,400	\$456,095	+ 2.6%	\$424,900	\$459,310	+ 8.1%
Inventory of Homes for Sale	34	57	+ 67.6%	—	—	—
Months Supply of Inventory	2.6	2.7	+ 3.8%	—	—	—

\* Does not account for sale concessions and/or downpayment assistance. | Percent changes are calculated using rounded figures and can sometimes look extreme due to small sample size.

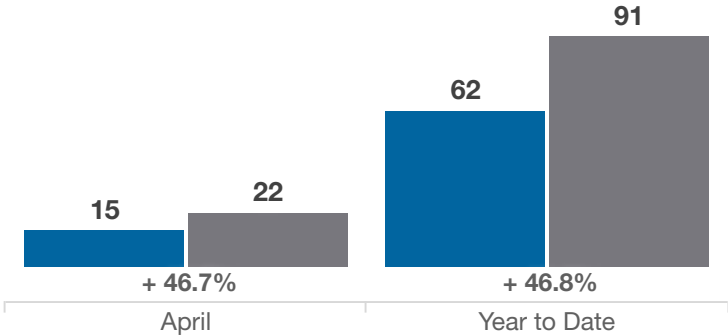
## Closed Sales

■ 2024 ■ 2025



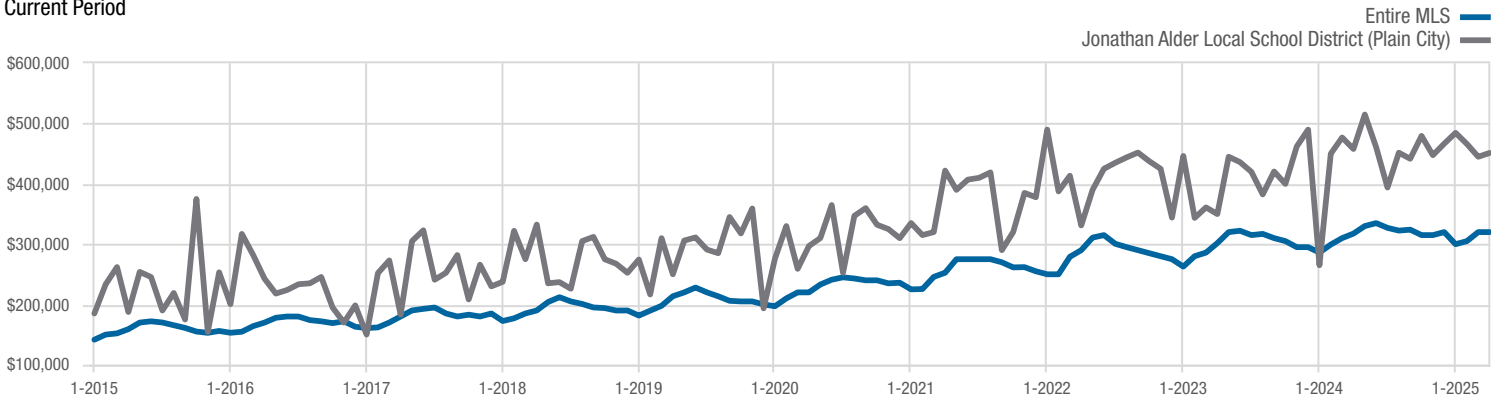
## In Contracts

■ 2024 ■ 2025



## Median Sales Price

Current Period



Each data point represents the median sales price in a given month.

# Local Market Update – April 2025

A RESEARCH TOOL PROVIDED BY THE COLUMBUS REALTORS®  
BASED ON RESIDENTIAL LISTING DATA ONLY



## Jonathan Alder Local School District (Plain City)

Madison and Union Counties

