

Madison Plains Local School District

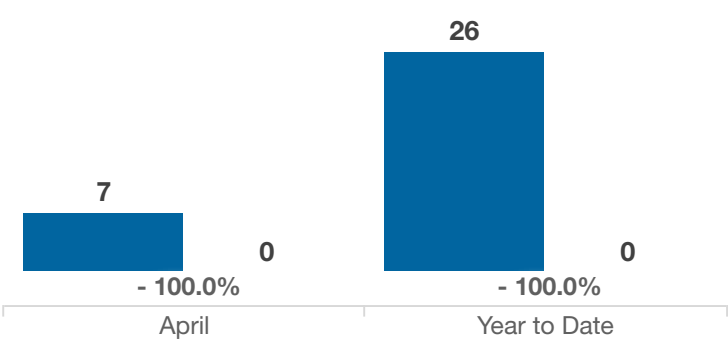
Madison County

Key Metrics	April			Year to Date		
	2024	2025	% Change	Thru 4-2024	Thru 4-2025	% Change
Closed Sales	7	0	- 100.0%	26	0	- 100.0%
In Contracts	6	0	- 100.0%	23	0	- 100.0%
Average Sales Price*	\$254,329	—	—	\$307,013	—	—
Median Sales Price*	\$259,900	—	—	\$291,250	—	—
Average Price Per Square Foot*	\$151.24	—	—	\$175.54	—	—
Percent of Original List Price Received*	95.9%	—	—	95.4%	—	—
Percent of Last List Price Received*	99.4%	—	—	99.0%	—	—
Days on Market Until Sale	9	—	—	26	—	—
New Listings	4	0	- 100.0%	23	0	- 100.0%
Median List Price of New Listings	\$234,450	—	—	\$259,900	—	—
Median List Price at Time of Sale	\$259,900	—	—	\$300,000	—	—
Inventory of Homes for Sale	9	0	- 100.0%	—	—	—
Months Supply of Inventory	1.3	—	—	—	—	—

* Does not account for sale concessions and/or downpayment assistance. | Percent changes are calculated using rounded figures and can sometimes look extreme due to small sample size.

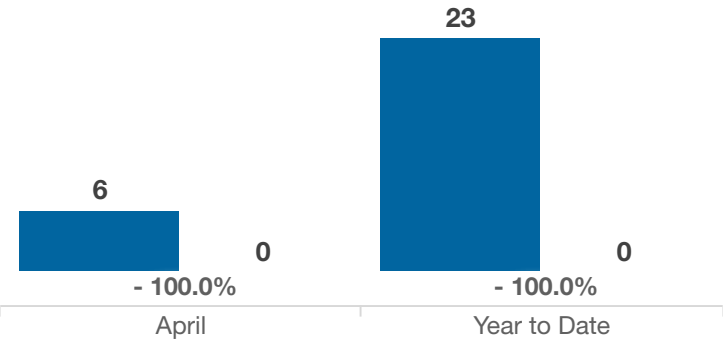
Closed Sales

■ 2024 ■ 2025

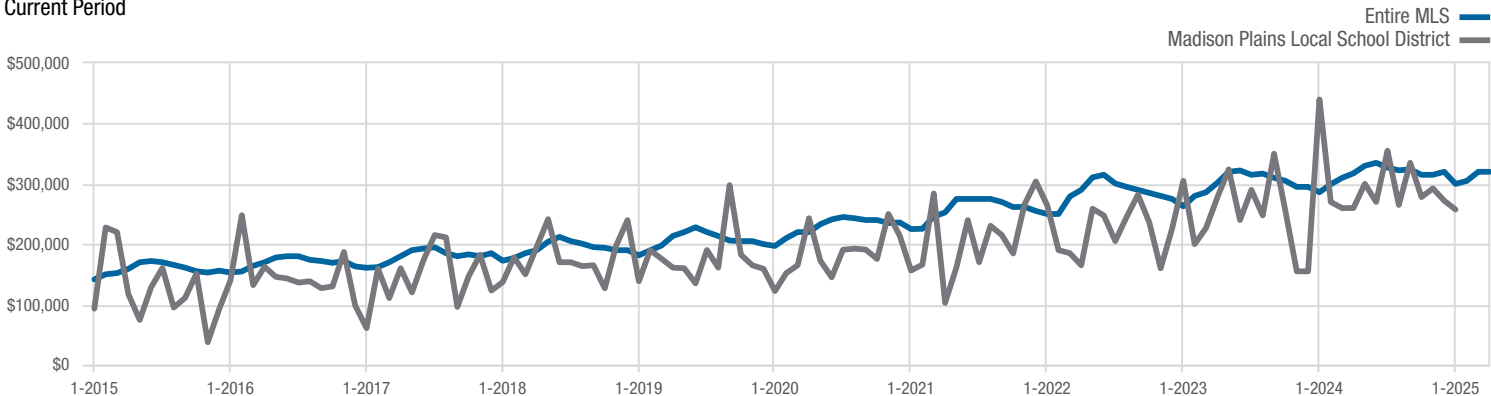


In Contracts

■ 2024 ■ 2025



Median Sales Price
Current Period



Each data point represents the median sales price in a given month.

Madison Plains Local School District

Madison County

