

Minerva Park (Corp.)

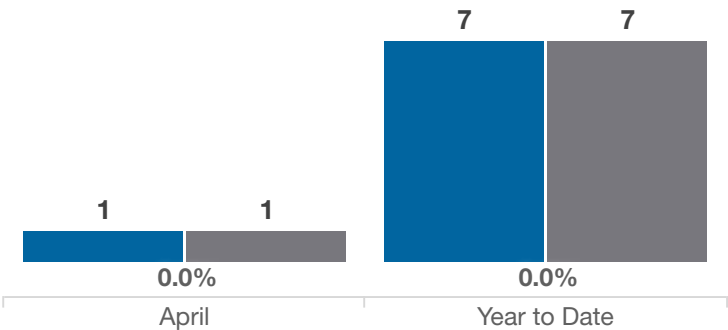
Franklin County

Key Metrics	April			Year to Date		
	2024	2025	% Change	Thru 4-2024	Thru 4-2025	% Change
Closed Sales	1	1	0.0%	7	7	0.0%
In Contracts	3	2	- 33.3%	9	8	- 11.1%
Average Sales Price*	\$473,000	\$350,000	- 26.0%	\$388,600	\$398,167	+ 2.5%
Median Sales Price*	\$473,000	\$350,000	- 26.0%	\$378,800	\$407,500	+ 7.6%
Average Price Per Square Foot*	\$184.91	\$227.86	+ 23.2%	\$193.60	\$212.14	+ 9.6%
Percent of Original List Price Received*	105.1%	107.7%	+ 2.5%	101.3%	104.0%	+ 2.7%
Percent of Last List Price Received*	105.1%	107.7%	+ 2.5%	101.8%	104.3%	+ 2.5%
Days on Market Until Sale	3	2	- 33.3%	29	16	- 44.8%
New Listings	2	2	0.0%	8	9	+ 12.5%
Median List Price of New Listings	\$529,950	\$337,450	- 36.3%	\$429,900	\$365,000	- 15.1%
Median List Price at Time of Sale	\$449,900	\$325,000	- 27.8%	\$350,500	\$404,500	+ 15.4%
Inventory of Homes for Sale	1	2	+ 100.0%	—	—	—
Months Supply of Inventory	0.3	0.9	+ 200.0%	—	—	—

* Does not account for sale concessions and/or downpayment assistance. | Percent changes are calculated using rounded figures and can sometimes look extreme due to small sample size.

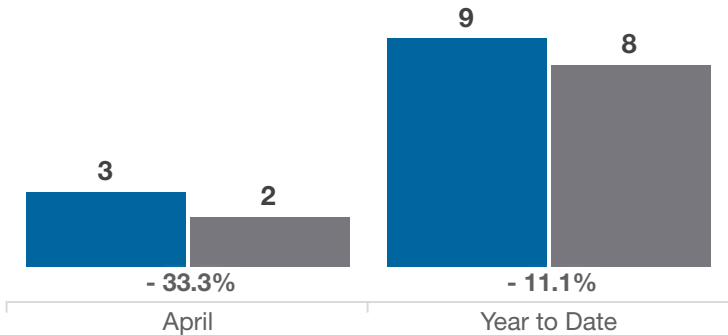
Closed Sales

■ 2024 ■ 2025



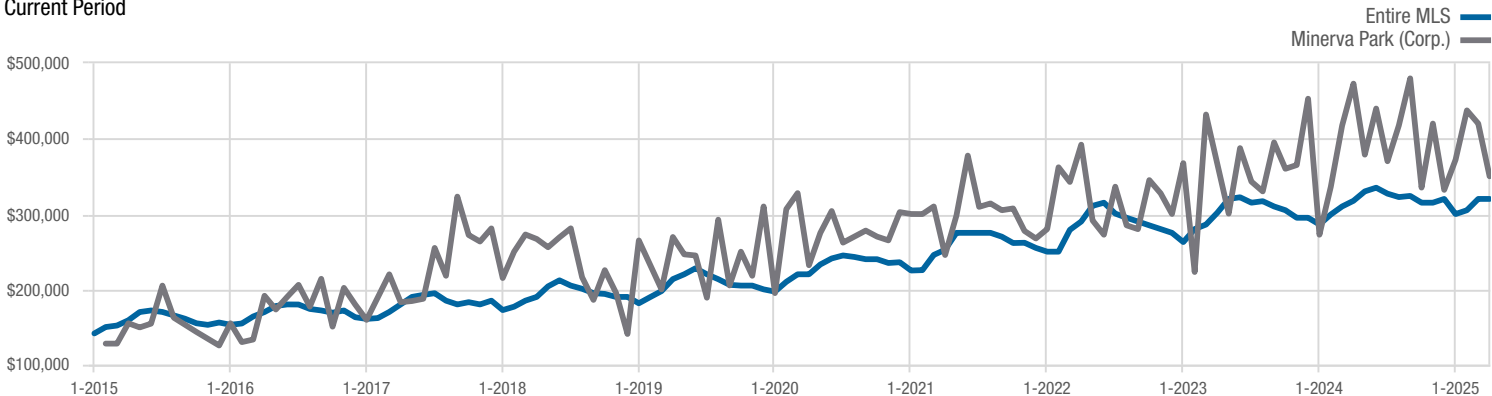
In Contracts

■ 2024 ■ 2025



Median Sales Price

Current Period



Each data point represents the median sales price in a given month.

Minerva Park (Corp.)

Franklin County

