

## Pataskala (Corp.)

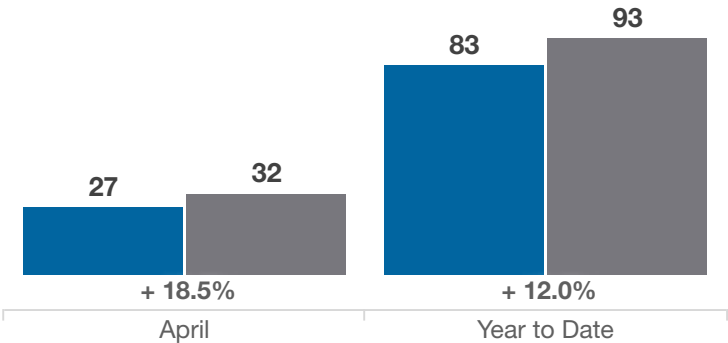
Licking County

| Key Metrics                              | April     |           |          | Year to Date |             |          |
|--|-----------|-----------|----------|--------------|-------------|----------|
|  | 2024      | 2025      | % Change | Thru 4-2024  | Thru 4-2025 | % Change |
| Closed Sales                             | 27        | 32        | + 18.5%  | 83           | 93          | + 12.0%  |
| In Contracts                             | 32        | 34        | + 6.3%   | 96           | 113         | + 17.7%  |
| Average Sales Price*                     | \$344,901 | \$396,482 | + 15.0%  | \$339,015    | \$392,641   | + 15.8%  |
| Median Sales Price*                      | \$370,581 | \$385,000 | + 3.9%   | \$358,000    | \$378,450   | + 5.7%   |
| Average Price Per Square Foot*           | \$188.85  | \$203.95  | + 8.0%   | \$184.34     | \$202.07    | + 9.6%   |
| Percent of Original List Price Received* | 100.2%    | 98.2%     | - 2.0%   | 97.9%        | 98.0%       | + 0.1%   |
| Percent of Last List Price Received*     | 101.0%    | 99.6%     | - 1.4%   | 99.6%        | 99.7%       | + 0.1%   |
| Days on Market Until Sale                | 28        | 28        | 0.0%     | 33           | 30          | - 9.1%   |
| New Listings                             | 27        | 45        | + 66.7%  | 101          | 141         | + 39.6%  |
| Median List Price of New Listings        | \$350,000 | \$385,000 | + 10.0%  | \$349,950    | \$379,900   | + 8.6%   |
| Median List Price at Time of Sale        | \$369,900 | \$379,900 | + 2.7%   | \$349,900    | \$379,900   | + 8.6%   |
| Inventory of Homes for Sale              | 22        | 51        | + 131.8% | —            | —           | —        |
| Months Supply of Inventory               | 1.0       | 2.2       | + 120.0% | —            | —           | —        |

\* Does not account for sale concessions and/or downpayment assistance. | Percent changes are calculated using rounded figures and can sometimes look extreme due to small sample size.

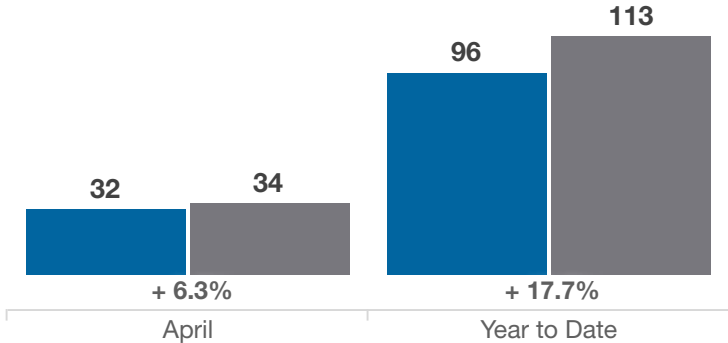
Closed Sales

■ 2024 ■ 2025

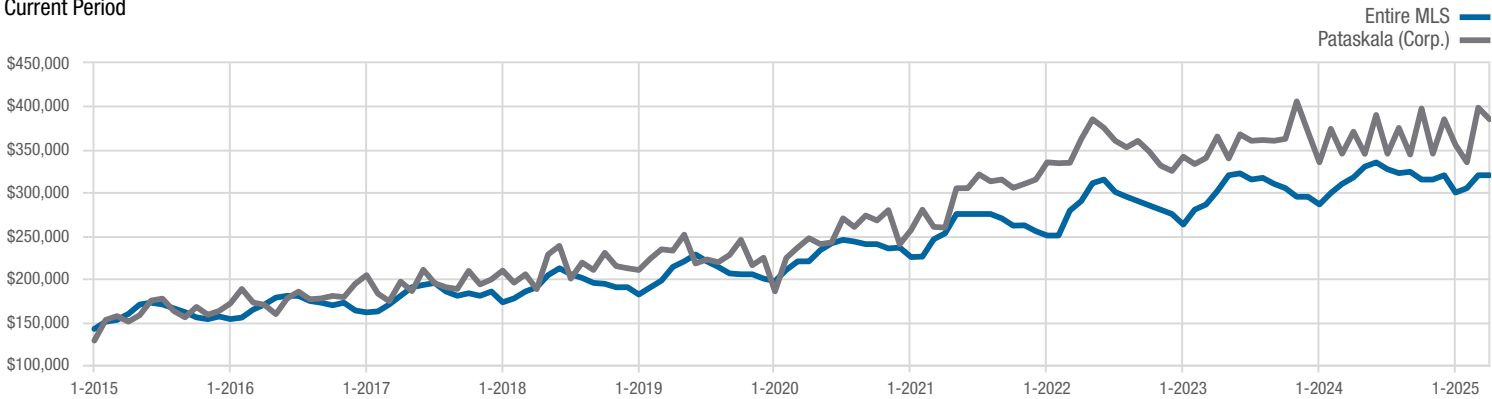


In Contracts

■ 2024 ■ 2025



Median Sales Price  
Current Period



Each data point represents the median sales price in a given month.

# Local Market Update – April 2025

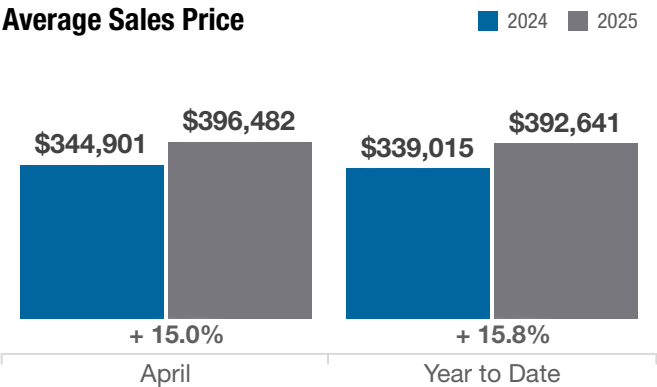
A RESEARCH TOOL PROVIDED BY THE COLUMBUS REALTORS®  
BASED ON RESIDENTIAL LISTING DATA ONLY



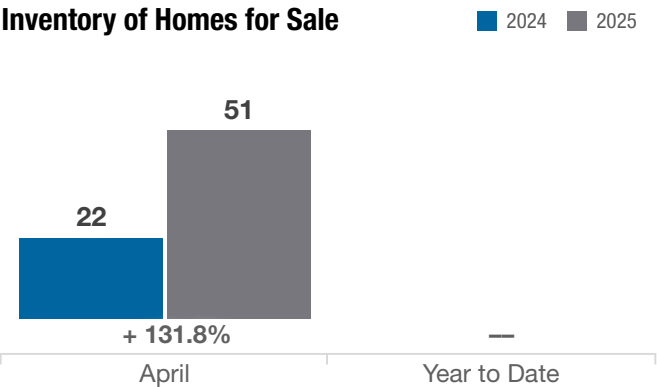
## Pataskala (Corp.)

Licking County

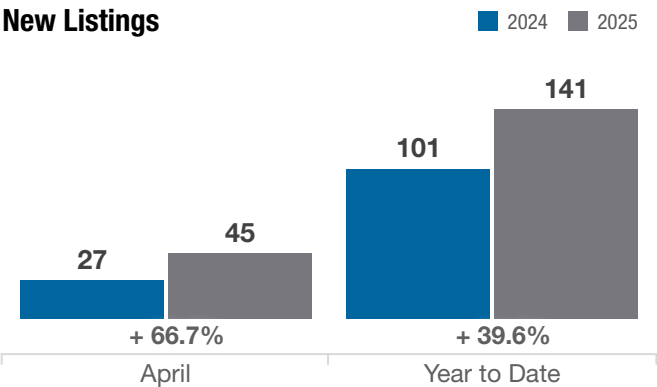
Average Sales Price



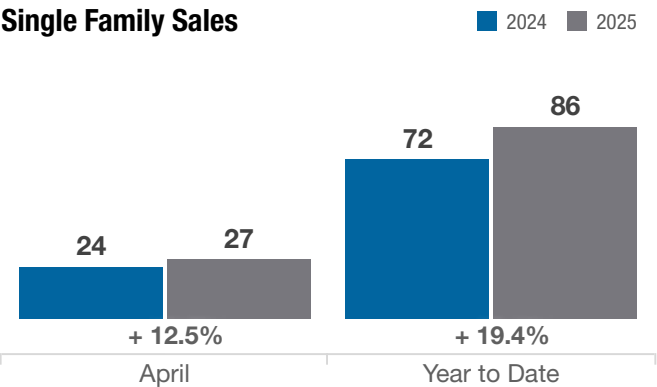
Inventory of Homes for Sale



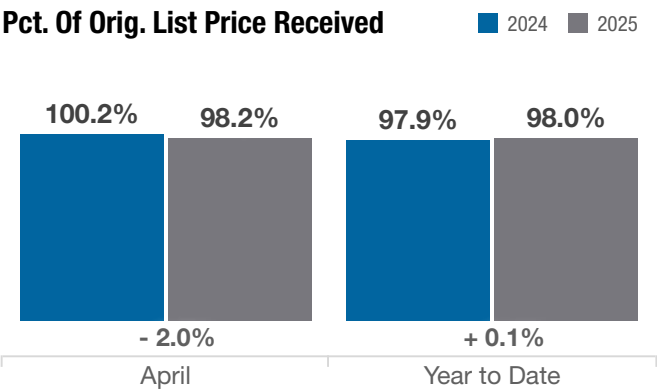
New Listings



Single Family Sales



Pct. Of Orig. List Price Received



Condo Sales

