

Local Market Update – April 2025

A RESEARCH TOOL PROVIDED BY THE COLUMBUS REALTORS®
BASED ON RESIDENTIAL LISTING DATA ONLY



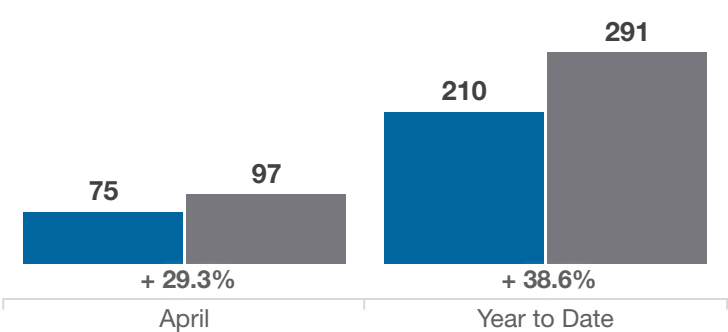
Union County

Key Metrics	April			Year to Date		
	2024	2025	% Change	Thru 4-2024	Thru 4-2025	% Change
Closed Sales	75	97	+ 29.3%	210	291	+ 38.6%
In Contracts	107	97	- 9.3%	298	357	+ 19.8%
Average Sales Price*	\$520,431	\$535,379	+ 2.9%	\$512,033	\$524,921	+ 2.5%
Median Sales Price*	\$395,000	\$456,000	+ 15.4%	\$427,500	\$455,990	+ 6.7%
Average Price Per Square Foot*	\$202.51	\$217.03	+ 7.2%	\$202.34	\$211.84	+ 4.7%
Percent of Original List Price Received*	100.1%	99.1%	- 1.0%	99.4%	98.5%	- 0.9%
Percent of Last List Price Received*	100.8%	99.6%	- 1.2%	100.5%	99.7%	- 0.8%
Days on Market Until Sale	30	36	+ 20.0%	42	48	+ 14.3%
New Listings	117	133	+ 13.7%	325	424	+ 30.5%
Median List Price of New Listings	\$535,000	\$495,522	- 7.4%	\$482,900	\$473,700	- 1.9%
Median List Price at Time of Sale	\$392,450	\$459,000	+ 17.0%	\$429,900	\$459,310	+ 6.8%
Inventory of Homes for Sale	111	189	+ 70.3%	—	—	—
Months Supply of Inventory	1.6	2.2	+ 37.5%	—	—	—

* Does not account for sale concessions and/or downpayment assistance. | Percent changes are calculated using rounded figures and can sometimes look extreme due to small sample size.

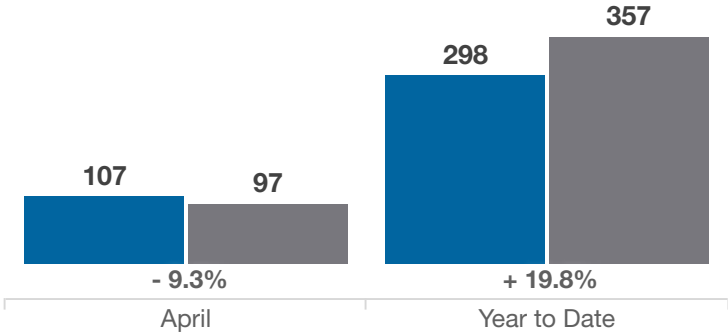
Closed Sales

■ 2024 ■ 2025



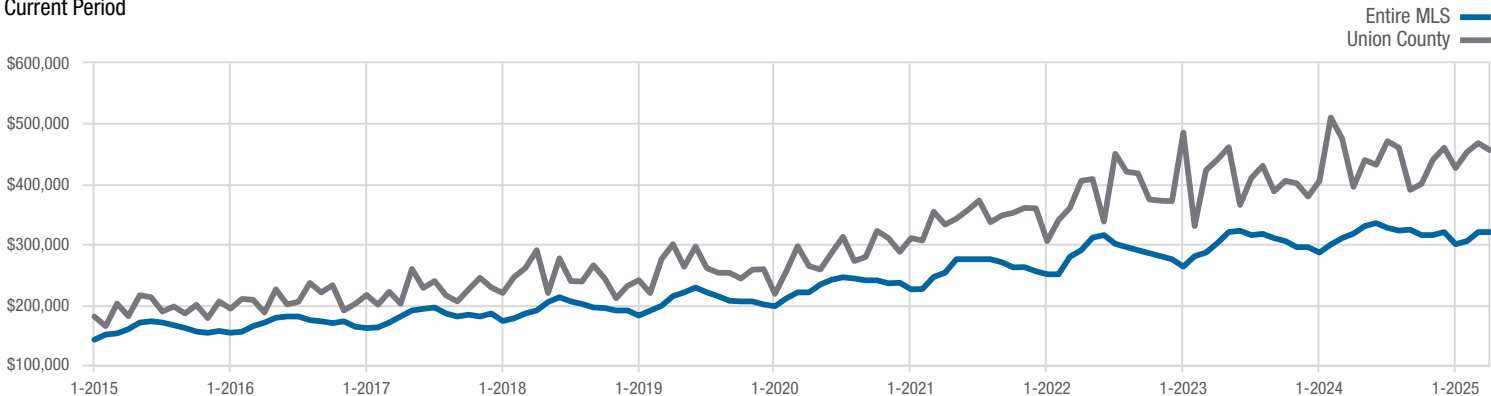
In Contracts

■ 2024 ■ 2025



Median Sales Price

Current Period



Each data point represents the median sales price in a given month.

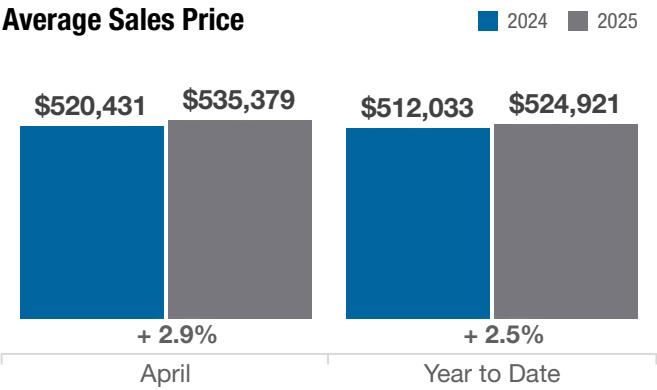
Local Market Update – April 2025

A RESEARCH TOOL PROVIDED BY THE COLUMBUS REALTORS®
BASED ON RESIDENTIAL LISTING DATA ONLY

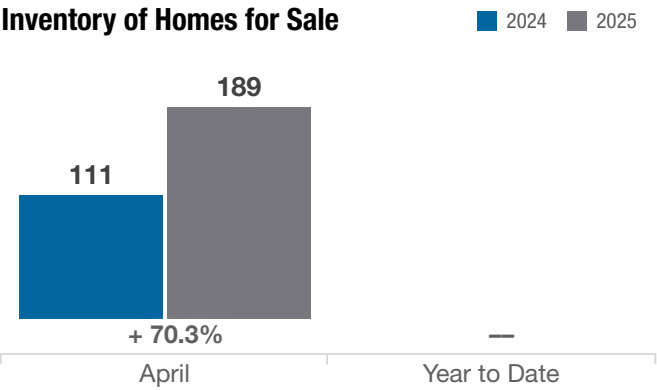


Union County

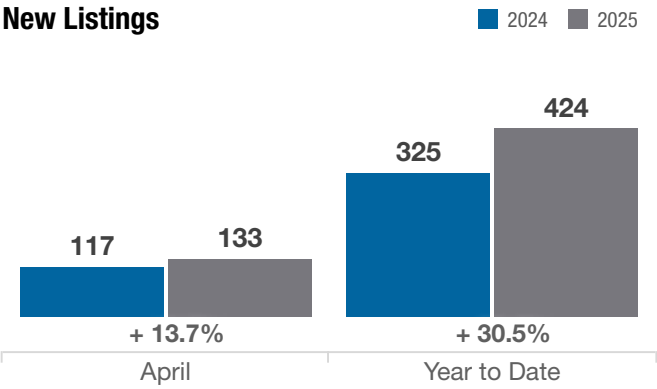
Average Sales Price



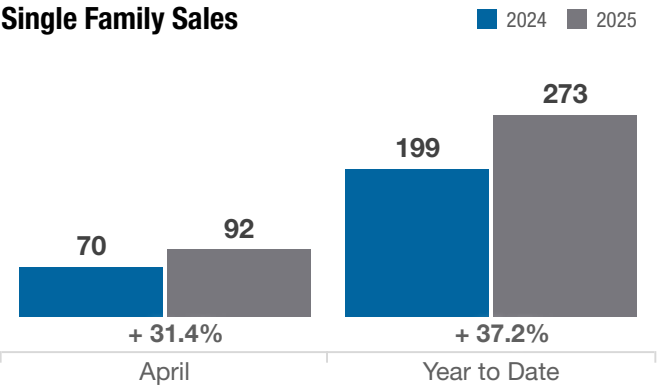
Inventory of Homes for Sale



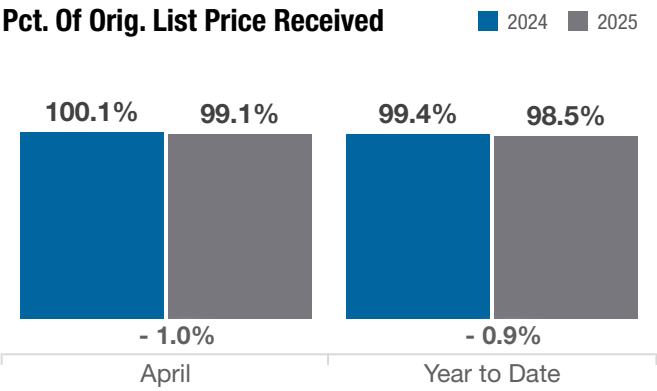
New Listings



Single Family Sales



Pct. Of Orig. List Price Received



Condo Sales

