

# Washington Court House City School District

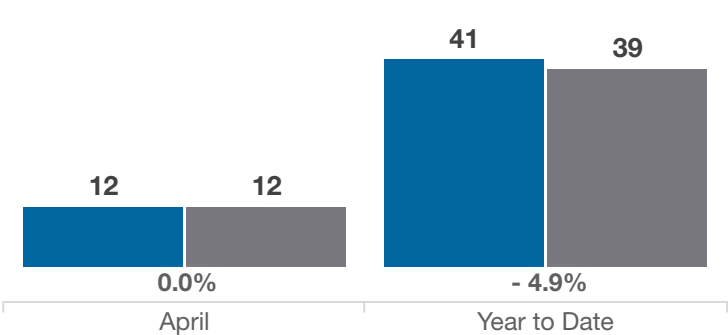
Fayette County

Key Metrics	April			Year to Date		
	2024	2025	% Change	Thru 4-2024	Thru 4-2025	% Change
Closed Sales	12	12	0.0%	41	39	- 4.9%
In Contracts	12	20	+ 66.7%	54	53	- 1.9%
Average Sales Price*	\$214,058	\$241,113	+ 12.6%	\$187,769	\$209,996	+ 11.8%
Median Sales Price*	\$229,900	\$252,500	+ 9.8%	\$179,400	\$215,000	+ 19.8%
Average Price Per Square Foot*	\$148.93	\$159.47	+ 7.1%	\$142.86	\$145.38	+ 1.8%
Percent of Original List Price Received*	96.9%	97.3%	+ 0.4%	93.8%	97.6%	+ 4.1%
Percent of Last List Price Received*	100.0%	99.5%	- 0.5%	97.7%	100.2%	+ 2.6%
Days on Market Until Sale	33	35	+ 6.1%	39	36	- 7.7%
New Listings	12	19	+ 58.3%	55	62	+ 12.7%
Median List Price of New Listings	\$199,700	\$225,000	+ 12.7%	\$192,900	\$219,500	+ 13.8%
Median List Price at Time of Sale	\$227,450	\$259,400	+ 14.0%	\$175,000	\$215,000	+ 22.9%
Inventory of Homes for Sale	14	24	+ 71.4%	—	—	—
Months Supply of Inventory	1.0	1.9	+ 90.0%	—	—	—

\* Does not account for sale concessions and/or downpayment assistance. | Percent changes are calculated using rounded figures and can sometimes look extreme due to small sample size.

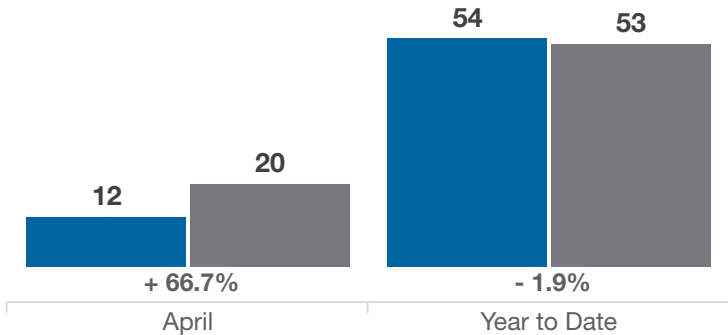
## Closed Sales

■ 2024 ■ 2025



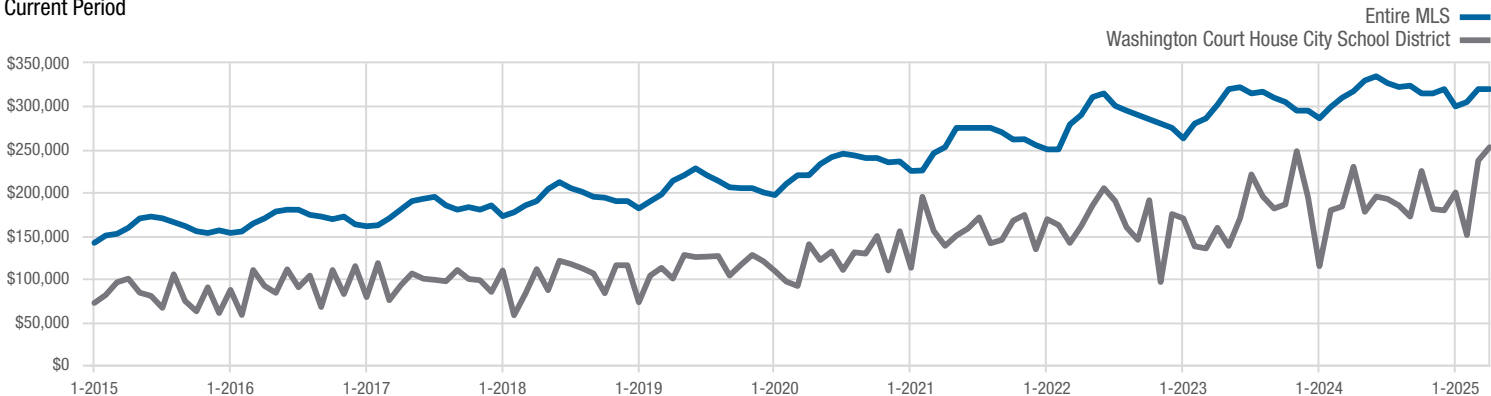
## In Contracts

■ 2024 ■ 2025



## Median Sales Price

Current Period



Each data point represents the median sales price in a given month.

# Washington Court House City School District

Fayette County

