

Whitehall (Corp.)

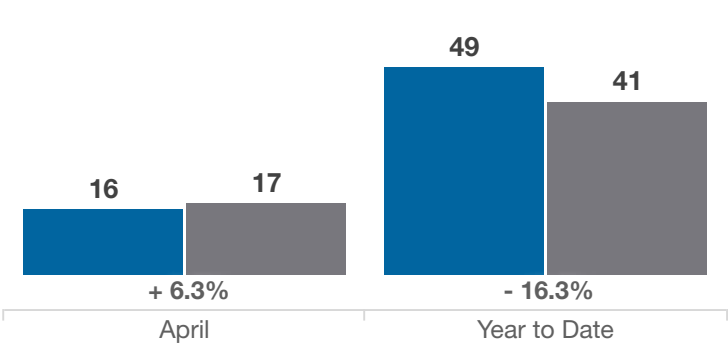
Franklin County

Key Metrics	April			Year to Date		
	2024	2025	% Change	Thru 4-2024	Thru 4-2025	% Change
Closed Sales	16	17	+ 6.3%	49	41	- 16.3%
In Contracts	16	13	- 18.8%	56	42	- 25.0%
Average Sales Price*	\$198,866	\$206,782	+ 4.0%	\$192,651	\$217,605	+ 13.0%
Median Sales Price*	\$197,500	\$210,000	+ 6.3%	\$197,000	\$210,000	+ 6.6%
Average Price Per Square Foot*	\$174.64	\$183.93	+ 5.3%	\$168.30	\$172.76	+ 2.7%
Percent of Original List Price Received*	98.2%	98.6%	+ 0.4%	99.8%	97.9%	- 1.9%
Percent of Last List Price Received*	100.3%	100.3%	0.0%	100.8%	99.4%	- 1.4%
Days on Market Until Sale	24	27	+ 12.5%	18	31	+ 72.2%
New Listings	18	8	- 55.6%	65	40	- 38.5%
Median List Price of New Listings	\$212,000	\$217,500	+ 2.6%	\$209,900	\$215,000	+ 2.4%
Median List Price at Time of Sale	\$204,950	\$207,900	+ 1.4%	\$200,000	\$210,000	+ 5.0%
Inventory of Homes for Sale	16	10	- 37.5%	—	—	—
Months Supply of Inventory	1.3	0.9	- 30.8%	—	—	—

\* Does not account for sale concessions and/or downpayment assistance. | Percent changes are calculated using rounded figures and can sometimes look extreme due to small sample size.

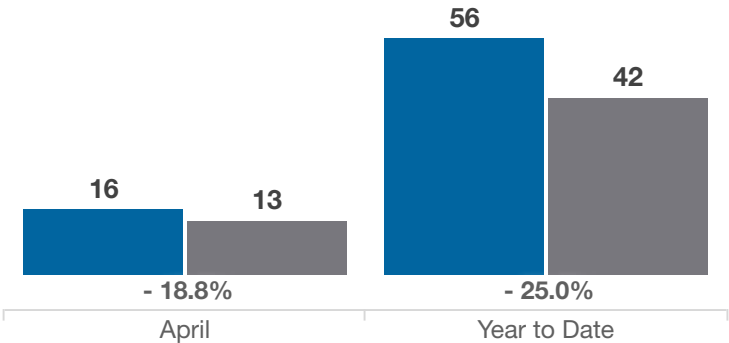
Closed Sales

■ 2024 ■ 2025



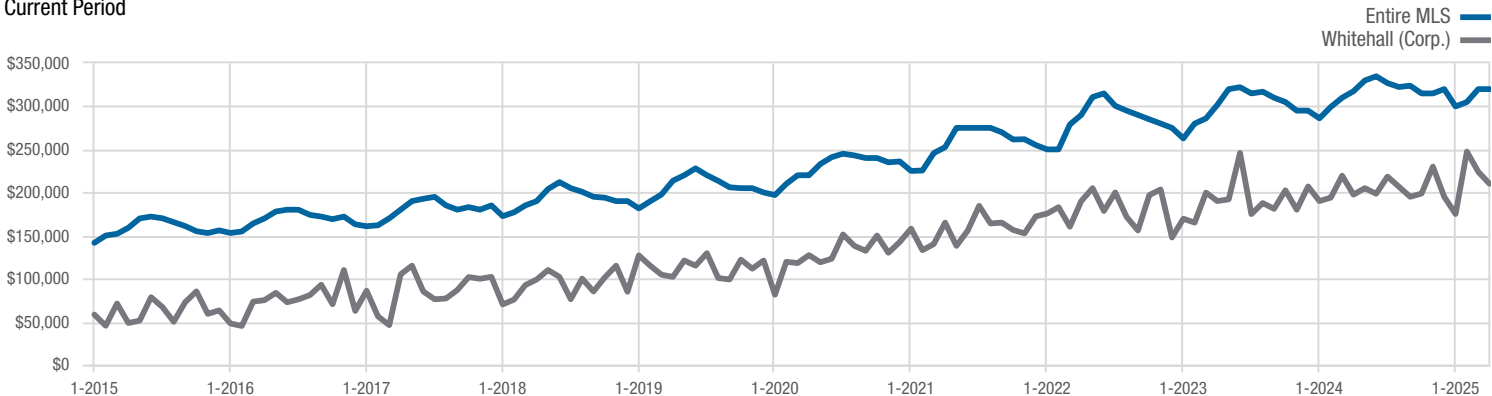
In Contracts

■ 2024 ■ 2025



Median Sales Price

Current Period



Each data point represents the median sales price in a given month.

# Local Market Update – April 2025

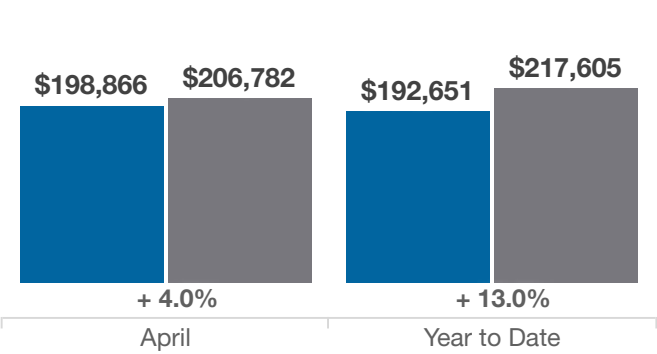
A RESEARCH TOOL PROVIDED BY THE COLUMBUS REALTORS®  
BASED ON RESIDENTIAL LISTING DATA ONLY



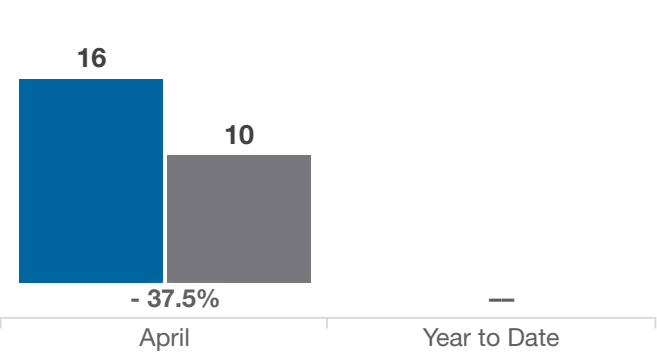
## Whitehall (Corp.)

Franklin County

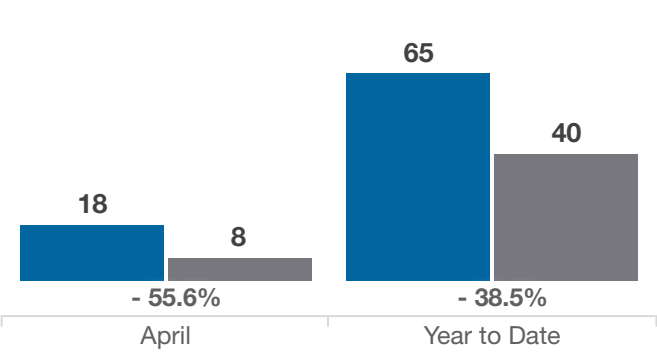
Average Sales Price



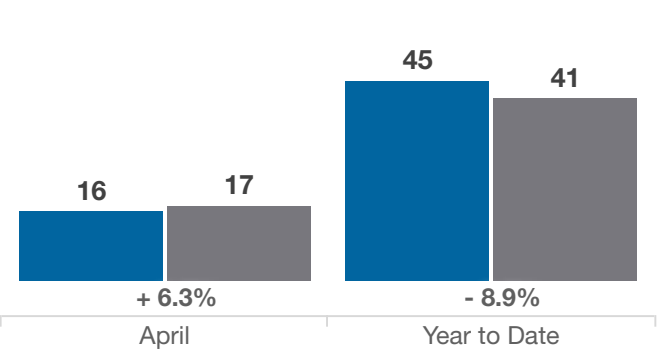
Inventory of Homes for Sale



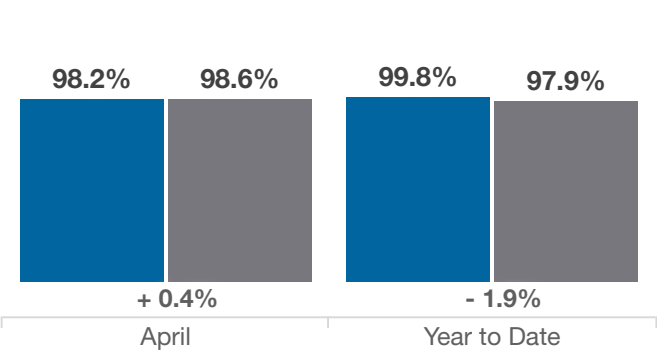
New Listings



Single Family Sales



Pct. Of Orig. List Price Received



Condo Sales

