

Beechwold / Clintonville

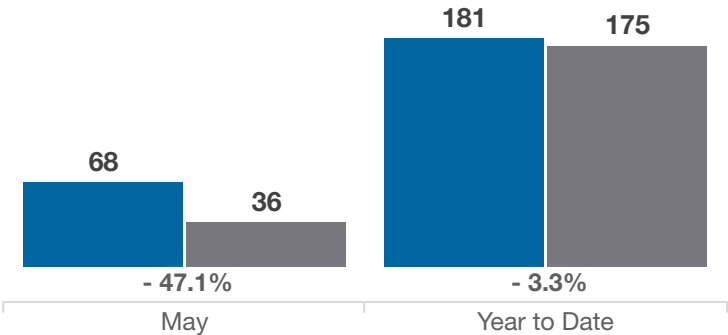
Franklin County (43214, 43202)

Key Metrics	May			Year to Date		
	2024	2025	% Change	Thru 5-2024	Thru 5-2025	% Change
Closed Sales	68	36	- 47.1%	181	175	- 3.3%
In Contracts	69	57	- 17.4%	213	215	+ 0.9%
Average Sales Price*	\$421,498	\$451,401	+ 7.1%	\$414,468	\$426,470	+ 2.9%
Median Sales Price*	\$401,438	\$468,000	+ 16.6%	\$390,000	\$410,000	+ 5.1%
Average Price Per Square Foot*	\$284.90	\$313.45	+ 10.0%	\$284.23	\$302.35	+ 6.4%
Percent of Original List Price Received*	105.6%	100.1%	- 5.2%	102.4%	99.7%	- 2.6%
Percent of Last List Price Received*	105.7%	101.6%	- 3.9%	102.9%	101.1%	- 1.7%
Days on Market Until Sale	8	33	+ 312.5%	13	25	+ 92.3%
New Listings	70	64	- 8.6%	236	238	+ 0.8%
Median List Price of New Listings	\$404,950	\$439,900	+ 8.6%	\$385,000	\$422,400	+ 9.7%
Median List Price at Time of Sale	\$382,450	\$469,900	+ 22.9%	\$375,000	\$399,900	+ 6.6%
Inventory of Homes for Sale	38	49	+ 28.9%	—	—	—
Months Supply of Inventory	0.9	1.2	+ 33.3%	—	—	—

* Does not account for sale concessions and/or downpayment assistance. | Percent changes are calculated using rounded figures and can sometimes look extreme due to small sample size.

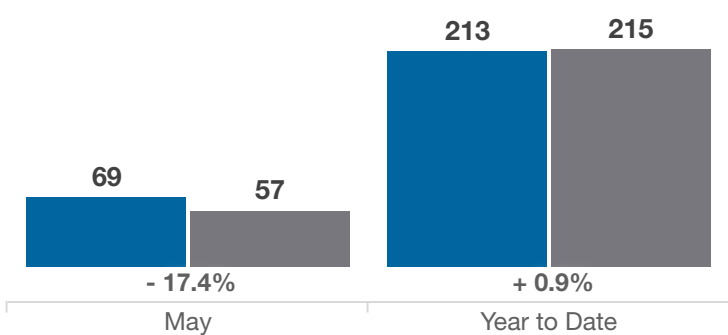
Closed Sales

■ 2024 ■ 2025

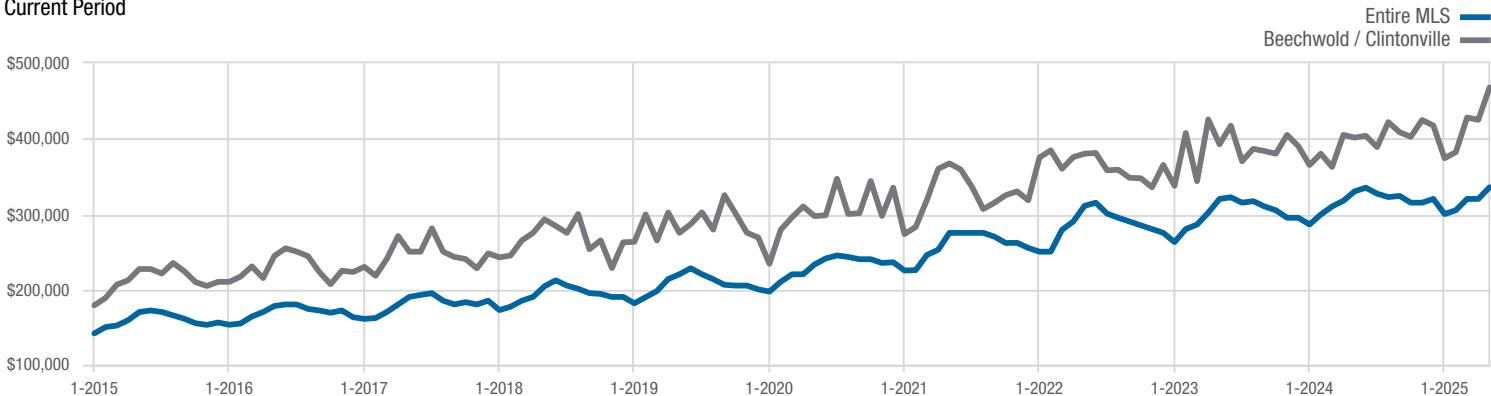


In Contracts

■ 2024 ■ 2025



Median Sales Price
Current Period



Each data point represents the median sales price in a given month.

Beechwold / Clintonville

Franklin County (43214, 43202)

