

# Big Walnut Local School District

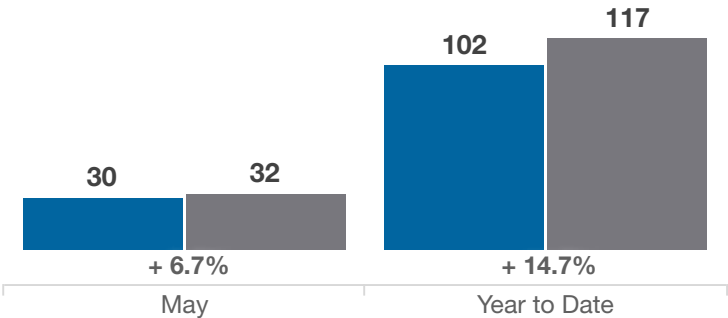
Delaware County

Key Metrics	May			Year to Date		
	2024	2025	% Change	Thru 5-2024	Thru 5-2025	% Change
Closed Sales	30	32	+ 6.7%	102	117	+ 14.7%
In Contracts	31	34	+ 9.7%	123	137	+ 11.4%
Average Sales Price*	\$594,413	\$610,544	+ 2.7%	\$532,259	\$588,681	+ 10.6%
Median Sales Price*	\$566,600	\$550,000	- 2.9%	\$490,153	\$541,450	+ 10.5%
Average Price Per Square Foot*	\$243.12	\$239.97	- 1.3%	\$239.90	\$240.49	+ 0.2%
Percent of Original List Price Received*	100.7%	99.5%	- 1.2%	98.7%	97.1%	- 1.6%
Percent of Last List Price Received*	101.6%	100.4%	- 1.2%	100.2%	98.8%	- 1.4%
Days on Market Until Sale	26	34	+ 30.8%	28	46	+ 64.3%
New Listings	46	34	- 26.1%	159	166	+ 4.4%
Median List Price of New Listings	\$540,000	\$556,900	+ 3.1%	\$529,000	\$549,995	+ 4.0%
Median List Price at Time of Sale	\$567,450	\$549,950	- 3.1%	\$494,950	\$549,900	+ 11.1%
Inventory of Homes for Sale	60	56	- 6.7%	—	—	—
Months Supply of Inventory	2.6	2.0	- 23.1%	—	—	—

\* Does not account for sale concessions and/or downpayment assistance. | Percent changes are calculated using rounded figures and can sometimes look extreme due to small sample size.

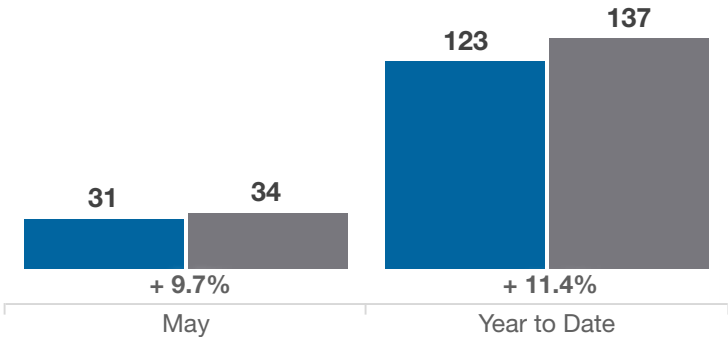
## Closed Sales

■ 2024 ■ 2025



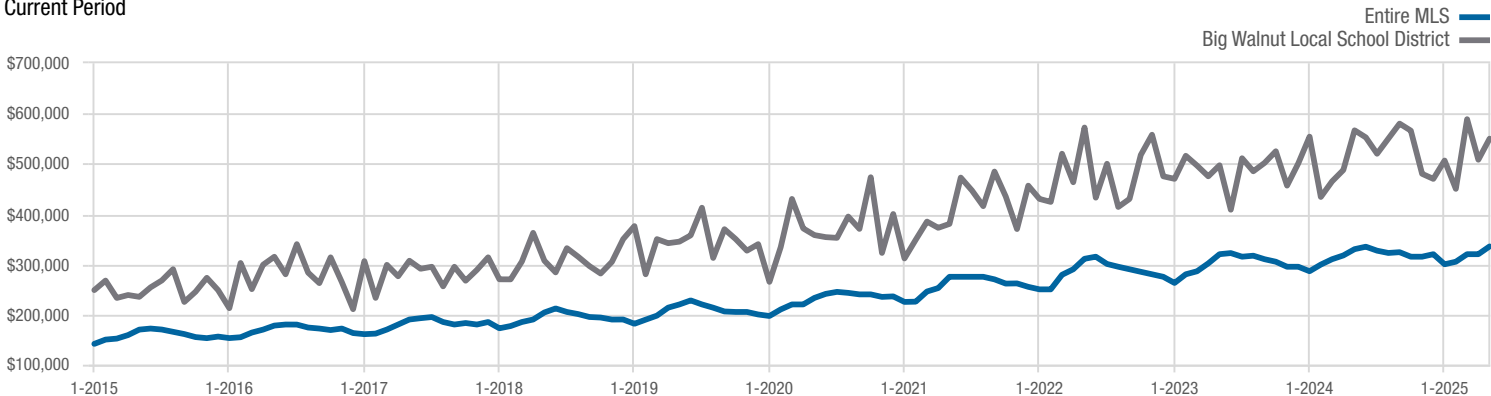
## In Contracts

■ 2024 ■ 2025



## Median Sales Price

Current Period



Each data point represents the median sales price in a given month.

## Big Walnut Local School District

Delaware County

