

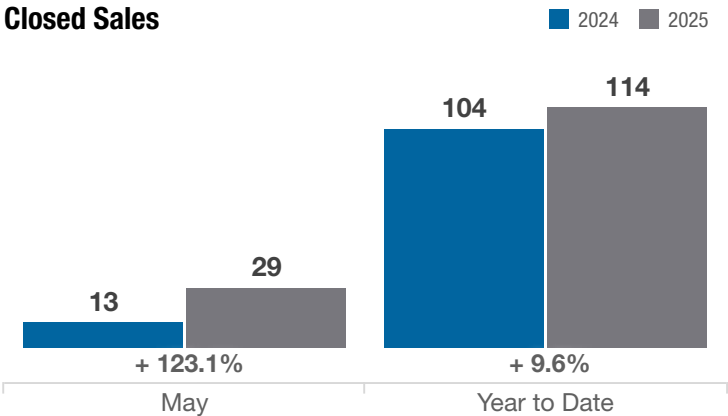
Canal Winchester City School District

Franklin and Fairfield Counties

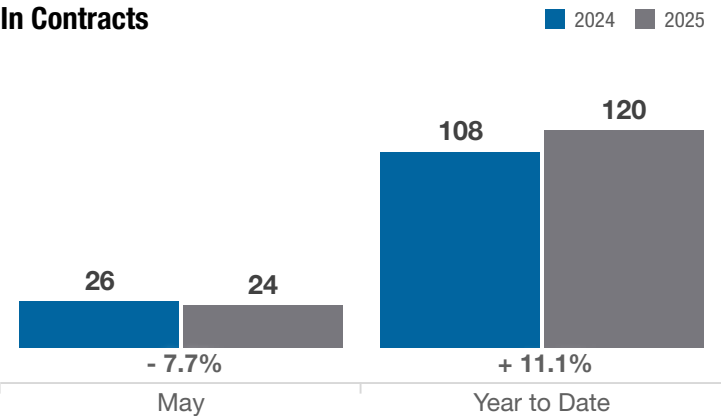
Key Metrics	May			Year to Date		
	2024	2025	% Change	Thru 5-2024	Thru 5-2025	% Change
Closed Sales	13	29	+ 123.1%	104	114	+ 9.6%
In Contracts	26	24	- 7.7%	108	120	+ 11.1%
Average Sales Price*	\$347,425	\$440,168	+ 26.7%	\$374,872	\$375,669	+ 0.2%
Median Sales Price*	\$328,000	\$375,000	+ 14.3%	\$342,500	\$347,500	+ 1.5%
Average Price Per Square Foot*	\$209.30	\$216.78	+ 3.6%	\$199.13	\$197.54	- 0.8%
Percent of Original List Price Received*	97.9%	98.5%	+ 0.6%	98.8%	99.6%	+ 0.8%
Percent of Last List Price Received*	98.0%	99.2%	+ 1.2%	99.3%	100.3%	+ 1.0%
Days on Market Until Sale	52	20	- 61.5%	33	25	- 24.2%
New Listings	23	31	+ 34.8%	109	147	+ 34.9%
Median List Price of New Listings	\$399,900	\$359,900	- 10.0%	\$349,900	\$350,000	+ 0.0%
Median List Price at Time of Sale	\$329,990	\$354,900	+ 7.5%	\$347,400	\$346,172	- 0.4%
Inventory of Homes for Sale	26	39	+ 50.0%	—	—	—
Months Supply of Inventory	1.1	1.6	+ 45.5%	—	—	—

* Does not account for sale concessions and/or downpayment assistance. | Percent changes are calculated using rounded figures and can sometimes look extreme due to small sample size.

Closed Sales

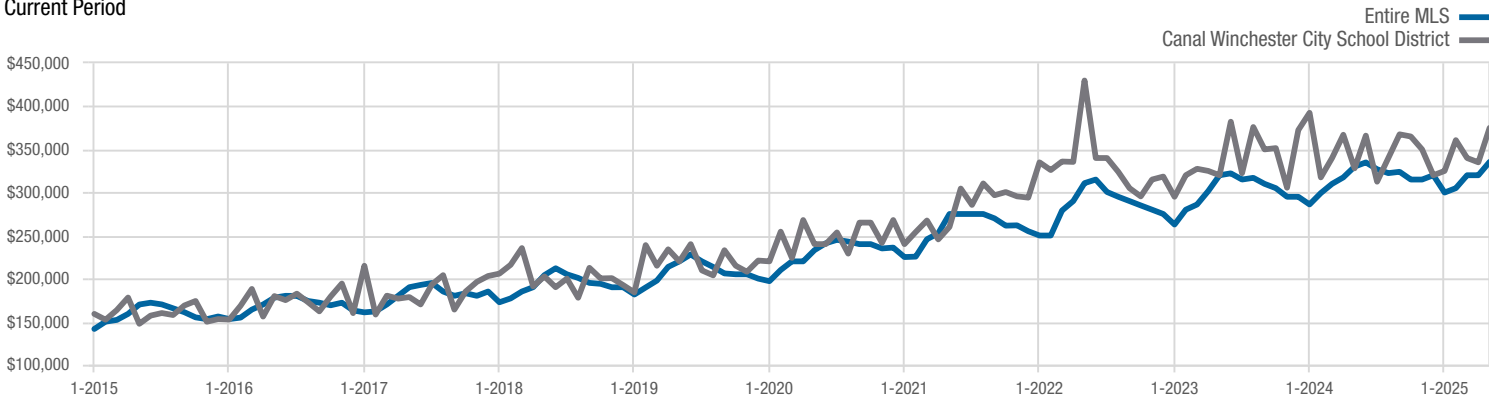


In Contracts



Median Sales Price

Current Period



Each data point represents the median sales price in a given month.

Canal Winchester City School District

Franklin and Fairfield Counties

