

Circleville City School District

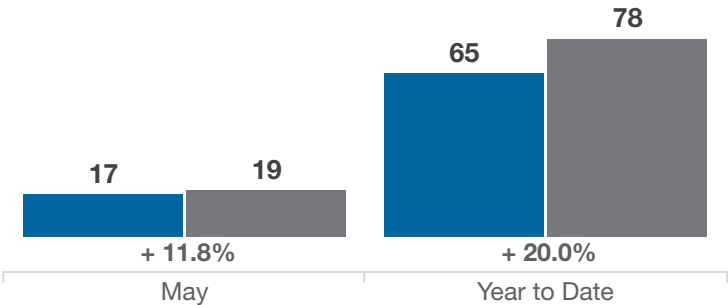
Pickaway County

Key Metrics	May			Year to Date		
	2024	2025	% Change	Thru 5-2024	Thru 5-2025	% Change
Closed Sales	17	19	+ 11.8%	65	78	+ 20.0%
In Contracts	20	20	0.0%	76	86	+ 13.2%
Average Sales Price*	\$221,688	\$276,449	+ 24.7%	\$235,208	\$278,091	+ 18.2%
Median Sales Price*	\$243,000	\$275,000	+ 13.2%	\$240,000	\$257,450	+ 7.3%
Average Price Per Square Foot*	\$152.02	\$175.78	+ 15.6%	\$154.49	\$180.29	+ 16.7%
Percent of Original List Price Received*	98.3%	96.7%	- 1.6%	96.4%	96.6%	+ 0.2%
Percent of Last List Price Received*	100.1%	98.2%	- 1.9%	99.1%	98.4%	- 0.7%
Days on Market Until Sale	13	21	+ 61.5%	32	27	- 15.6%
New Listings	27	21	- 22.2%	90	107	+ 18.9%
Median List Price of New Listings	\$279,900	\$248,000	- 11.4%	\$266,250	\$249,944	- 6.1%
Median List Price at Time of Sale	\$239,000	\$269,900	+ 12.9%	\$239,000	\$252,450	+ 5.6%
Inventory of Homes for Sale	24	31	+ 29.2%	—	—	—
Months Supply of Inventory	1.6	1.8	+ 12.5%	—	—	—

\* Does not account for sale concessions and/or downpayment assistance. | Percent changes are calculated using rounded figures and can sometimes look extreme due to small sample size.

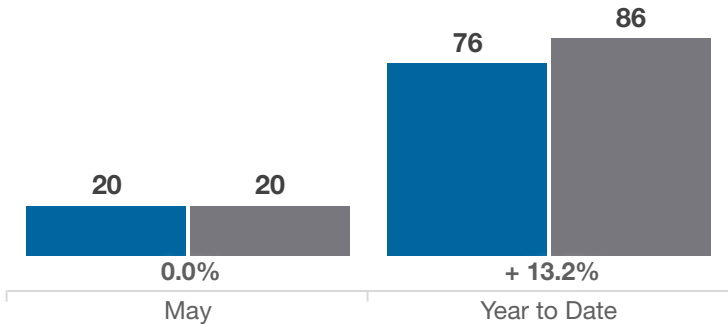
Closed Sales

■ 2024 ■ 2025



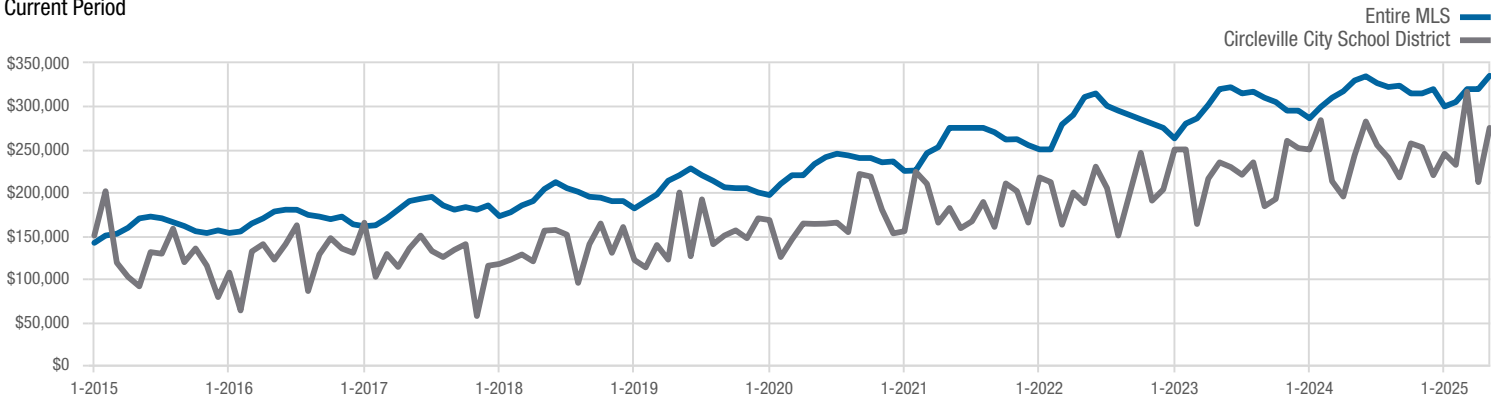
In Contracts

■ 2024 ■ 2025



Median Sales Price

Current Period



Each data point represents the median sales price in a given month.

Circleville City School District

Pickaway County

