

# Gahanna Jefferson City School District

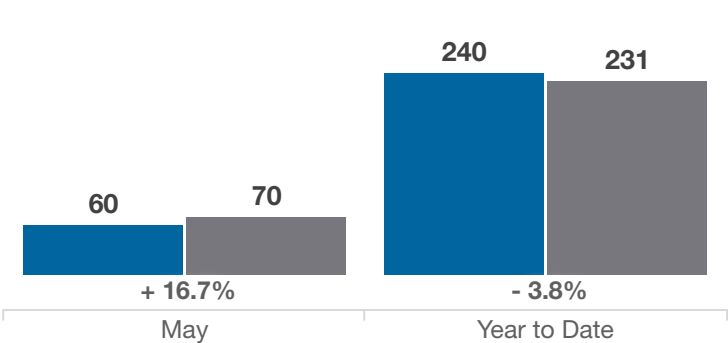
Franklin County

Key Metrics	May			Year to Date		
	2024	2025	% Change	Thru 5-2024	Thru 5-2025	% Change
Closed Sales	60	70	+ 16.7%	240	231	- 3.8%
In Contracts	65	87	+ 33.8%	265	280	+ 5.7%
Average Sales Price*	\$467,383	\$493,891	+ 5.7%	\$456,107	\$457,624	+ 0.3%
Median Sales Price*	\$448,000	\$433,500	- 3.2%	\$410,000	\$410,000	0.0%
Average Price Per Square Foot*	\$217.20	\$222.17	+ 2.3%	\$216.26	\$222.13	+ 2.7%
Percent of Original List Price Received*	102.2%	99.0%	- 3.1%	99.9%	98.5%	- 1.4%
Percent of Last List Price Received*	102.2%	99.9%	- 2.3%	100.7%	100.1%	- 0.6%
Days on Market Until Sale	11	23	+ 109.1%	21	31	+ 47.6%
New Listings	86	94	+ 9.3%	285	309	+ 8.4%
Median List Price of New Listings	\$399,950	\$446,500	+ 11.6%	\$400,000	\$425,000	+ 6.3%
Median List Price at Time of Sale	\$407,400	\$442,245	+ 8.6%	\$399,700	\$399,900	+ 0.1%
Inventory of Homes for Sale	62	72	+ 16.1%	—	—	—
Months Supply of Inventory	1.2	1.4	+ 16.7%	—	—	—

\* Does not account for sale concessions and/or downpayment assistance. | Percent changes are calculated using rounded figures and can sometimes look extreme due to small sample size.

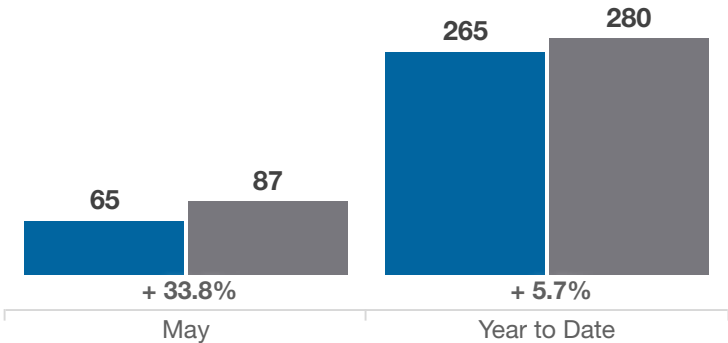
## Closed Sales

■ 2024 ■ 2025



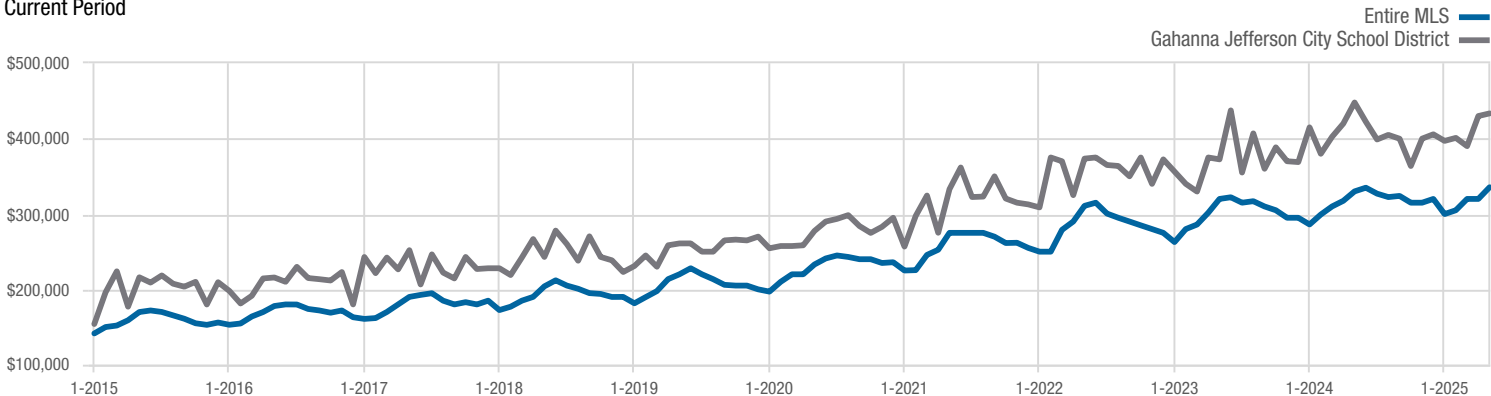
## In Contracts

■ 2024 ■ 2025



## Median Sales Price

Current Period



Each data point represents the median sales price in a given month.

# Gahanna Jefferson City School District

Franklin County

