

German Village

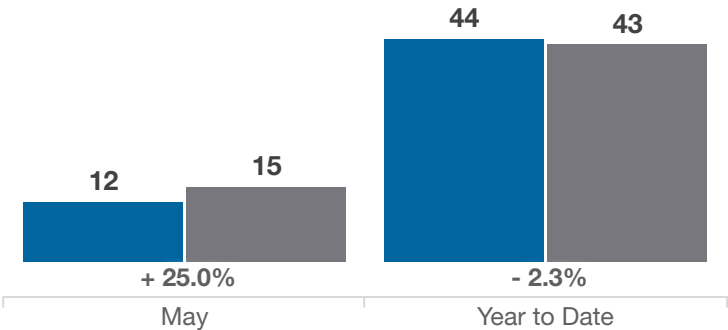
Franklin County (43206 and German Village subdivision)

Key Metrics	May			Year to Date		
	2024	2025	% Change	Thru 5-2024	Thru 5-2025	% Change
Closed Sales	12	15	+ 25.0%	44	43	- 2.3%
In Contracts	20	6	- 70.0%	52	48	- 7.7%
Average Sales Price*	\$903,938	\$716,628	- 20.7%	\$726,819	\$674,001	- 7.3%
Median Sales Price*	\$695,125	\$700,000	+ 0.7%	\$662,950	\$529,235	- 20.2%
Average Price Per Square Foot*	\$429.59	\$411.98	- 4.1%	\$377.47	\$382.07	+ 1.2%
Percent of Original List Price Received*	98.6%	98.2%	- 0.4%	96.0%	100.0%	+ 4.2%
Percent of Last List Price Received*	100.2%	98.7%	- 1.5%	98.6%	101.2%	+ 2.6%
Days on Market Until Sale	30	12	- 60.0%	52	21	- 59.6%
New Listings	26	13	- 50.0%	68	68	0.0%
Median List Price of New Listings	\$745,000	\$550,000	- 26.2%	\$649,250	\$550,000	- 15.3%
Median List Price at Time of Sale	\$695,000	\$700,000	+ 0.7%	\$677,450	\$529,500	- 21.8%
Inventory of Homes for Sale	26	27	+ 3.8%	—	—	—
Months Supply of Inventory	2.6	3.0	+ 15.4%	—	—	—

\* Does not account for sale concessions and/or downpayment assistance. | Percent changes are calculated using rounded figures and can sometimes look extreme due to small sample size.

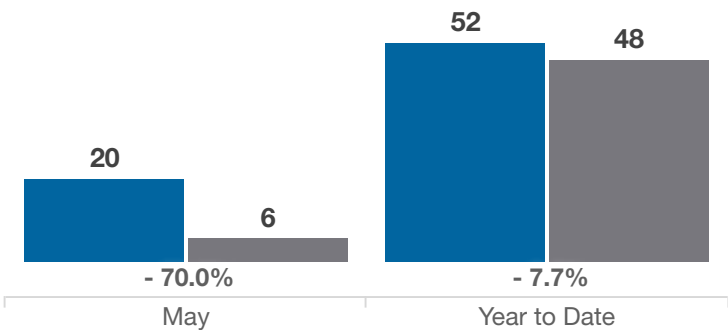
Closed Sales

■ 2024 ■ 2025



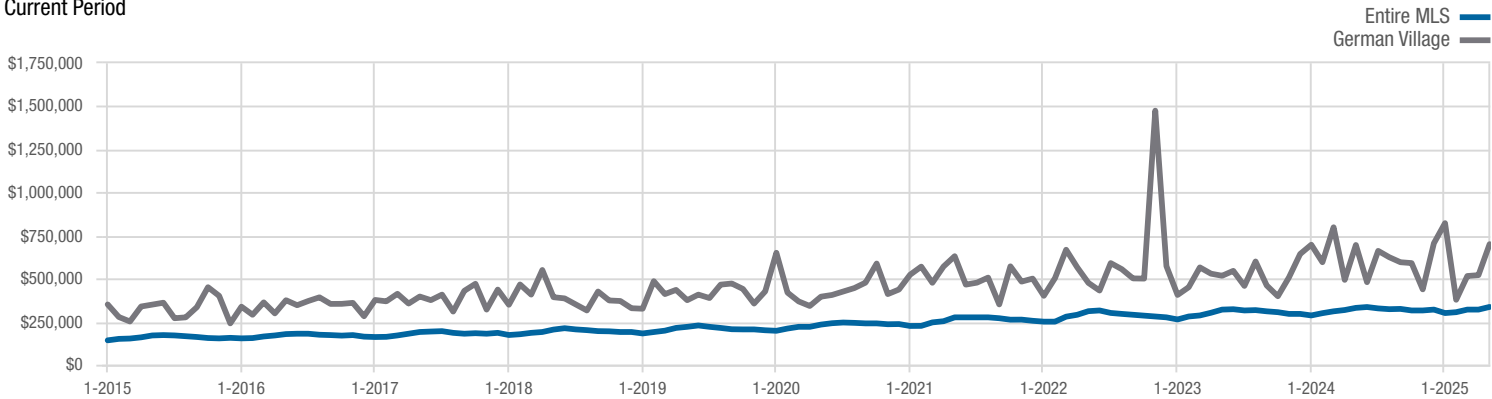
In Contracts

■ 2024 ■ 2025



Median Sales Price

Current Period



Each data point represents the median sales price in a given month.

# German Village

Franklin County (43206 and German Village subdivision)

