

## Hamilton Local School District

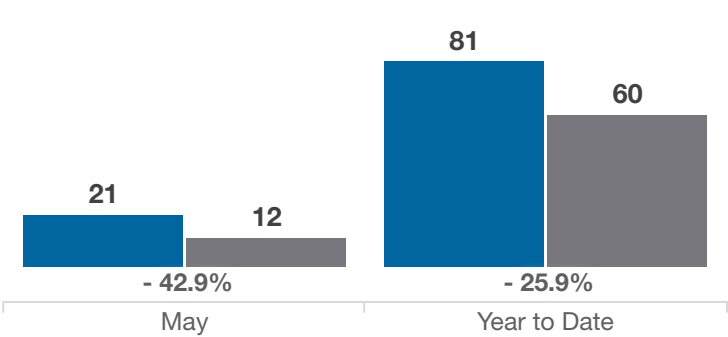
Franklin County

| Key Metrics                              | May       |           |          | Year to Date |             |          |
|--|-----------|-----------|----------|--------------|-------------|----------|
|  | 2024      | 2025      | % Change | Thru 5-2024  | Thru 5-2025 | % Change |
| Closed Sales                             | 21        | 12        | - 42.9%  | 81           | 60          | - 25.9%  |
| In Contracts                             | 19        | 15        | - 21.1%  | 89           | 66          | - 25.8%  |
| Average Sales Price*                     | \$273,468 | \$262,508 | - 4.0%   | \$285,640    | \$249,158   | - 12.8%  |
| Median Sales Price*                      | \$261,000 | \$255,950 | - 1.9%   | \$275,000    | \$255,000   | - 7.3%   |
| Average Price Per Square Foot*           | \$183.43  | \$207.45  | + 13.1%  | \$180.83     | \$168.78    | - 6.7%   |
| Percent of Original List Price Received* | 96.8%     | 98.7%     | + 2.0%   | 97.9%        | 97.9%       | 0.0%     |
| Percent of Last List Price Received*     | 99.8%     | 101.1%    | + 1.3%   | 99.6%        | 99.8%       | + 0.2%   |
| Days on Market Until Sale                | 40        | 27        | - 32.5%  | 52           | 35          | - 32.7%  |
| New Listings                             | 19        | 25        | + 31.6%  | 81           | 82          | + 1.2%   |
| Median List Price of New Listings        | \$274,900 | \$289,900 | + 5.5%   | \$269,500    | \$259,900   | - 3.6%   |
| Median List Price at Time of Sale        | \$259,900 | \$249,950 | - 3.8%   | \$269,500    | \$245,000   | - 9.1%   |
| Inventory of Homes for Sale              | 14        | 32        | + 128.6% | —            | —           | —        |
| Months Supply of Inventory               | 0.9       | 2.6       | + 188.9% | —            | —           | —        |

\* Does not account for sale concessions and/or downpayment assistance. | Percent changes are calculated using rounded figures and can sometimes look extreme due to small sample size.

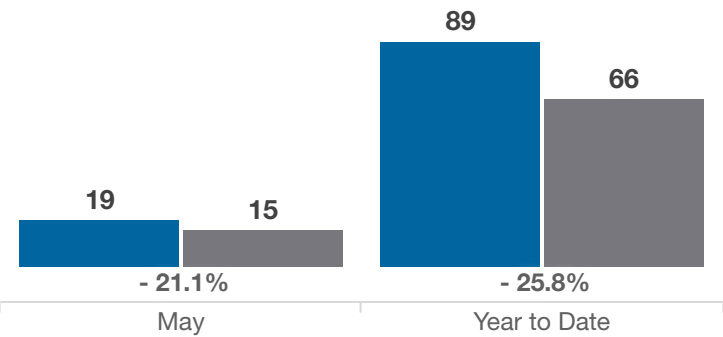
Closed Sales

■ 2024 ■ 2025

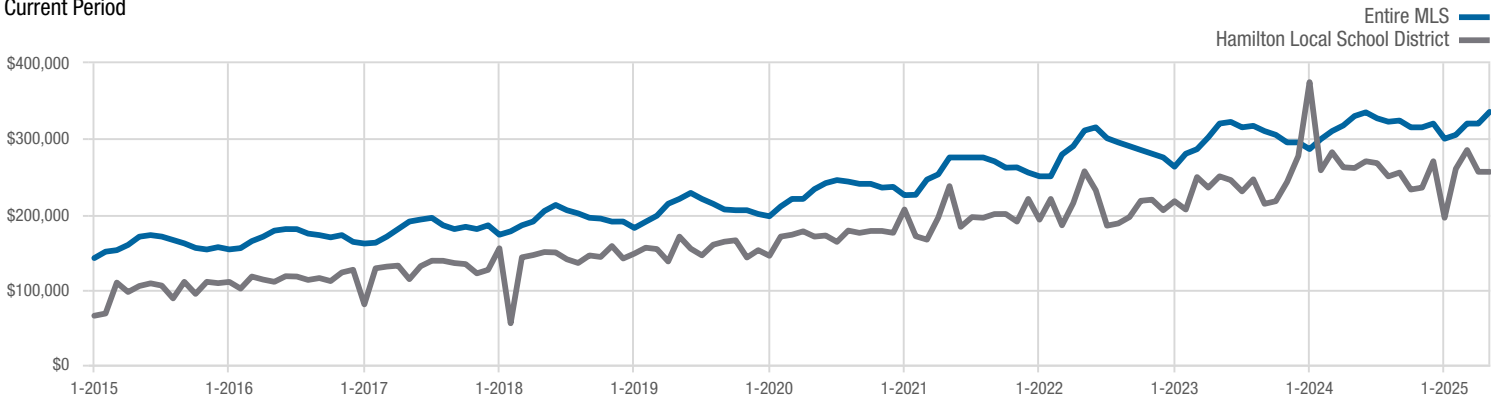


In Contracts

■ 2024 ■ 2025



Median Sales Price  
Current Period



Each data point represents the median sales price in a given month.

Hamilton Local School District

Franklin County

