

Marysville Exempted Village School District

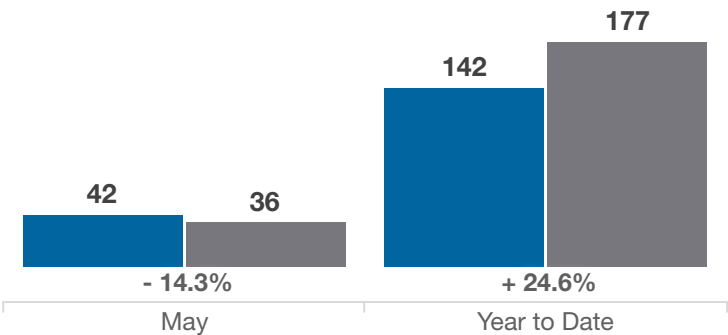
Union County

Key Metrics	May			Year to Date		
	2024	2025	% Change	Thru 5-2024	Thru 5-2025	% Change
Closed Sales	42	36	- 14.3%	142	177	+ 24.6%
In Contracts	55	56	+ 1.8%	182	223	+ 22.5%
Average Sales Price*	\$340,175	\$425,987	+ 25.2%	\$363,541	\$401,985	+ 10.6%
Median Sales Price*	\$321,000	\$412,450	+ 28.5%	\$346,300	\$390,000	+ 12.6%
Average Price Per Square Foot*	\$200.87	\$188.96	- 5.9%	\$190.01	\$191.96	+ 1.0%
Percent of Original List Price Received*	100.0%	98.8%	- 1.2%	99.6%	99.0%	- 0.6%
Percent of Last List Price Received*	100.7%	99.7%	- 1.0%	100.6%	100.2%	- 0.4%
Days on Market Until Sale	10	10	0.0%	24	24	0.0%
New Listings	55	66	+ 20.0%	197	254	+ 28.9%
Median List Price of New Listings	\$382,900	\$374,950	- 2.1%	\$370,000	\$392,599	+ 6.1%
Median List Price at Time of Sale	\$326,000	\$414,950	+ 27.3%	\$342,500	\$389,900	+ 13.8%
Inventory of Homes for Sale	41	63	+ 53.7%	—	—	—
Months Supply of Inventory	1.1	1.5	+ 36.4%	—	—	—

* Does not account for sale concessions and/or downpayment assistance. | Percent changes are calculated using rounded figures and can sometimes look extreme due to small sample size.

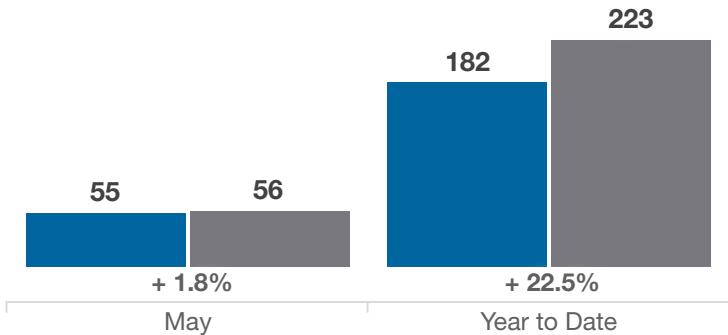
Closed Sales

■ 2024 ■ 2025

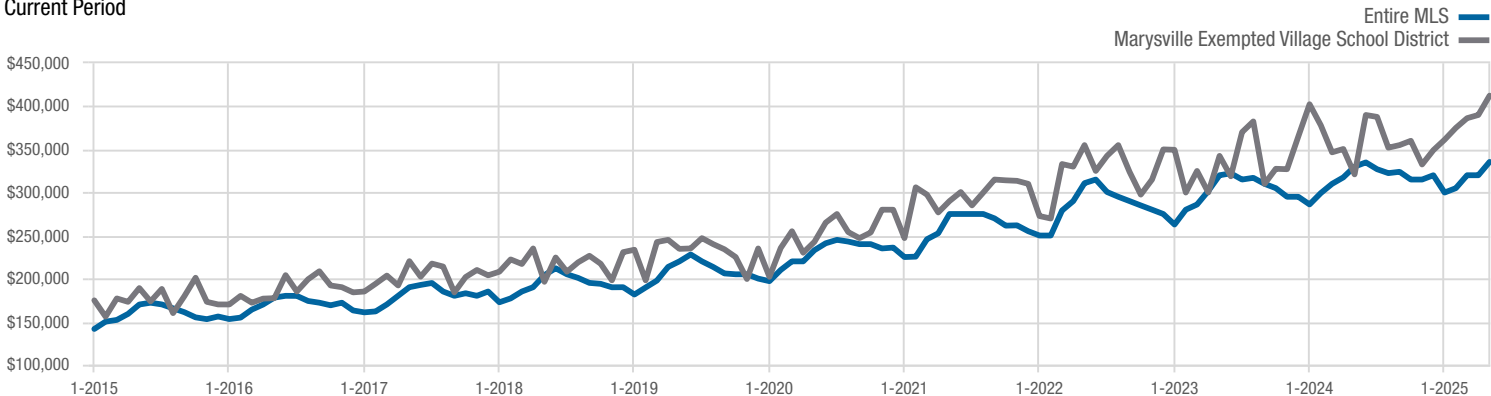


In Contracts

■ 2024 ■ 2025



Median Sales Price
Current Period



Each data point represents the median sales price in a given month.

Marysville Exempted Village School District

Union County

