

Washington Court House City School District

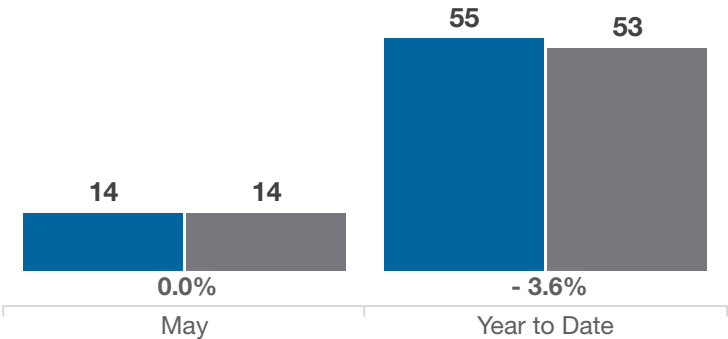
Fayette County

Key Metrics	May			Year to Date		
	2024	2025	% Change	Thru 5-2024	Thru 5-2025	% Change
Closed Sales	14	14	0.0%	55	53	- 3.6%
In Contracts	17	18	+ 5.9%	66	68	+ 3.0%
Average Sales Price*	\$210,921	\$217,244	+ 3.0%	\$193,662	\$211,911	+ 9.4%
Median Sales Price*	\$177,500	\$202,450	+ 14.1%	\$179,400	\$215,000	+ 19.8%
Average Price Per Square Foot*	\$155.31	\$142.82	- 8.0%	\$146.03	\$144.70	- 0.9%
Percent of Original List Price Received*	94.3%	95.1%	+ 0.8%	93.9%	96.9%	+ 3.2%
Percent of Last List Price Received*	100.1%	101.1%	+ 1.0%	98.3%	100.5%	+ 2.2%
Days on Market Until Sale	28	22	- 21.4%	37	32	- 13.5%
New Listings	19	21	+ 10.5%	74	83	+ 12.2%
Median List Price of New Listings	\$185,000	\$225,000	+ 21.6%	\$189,900	\$219,900	+ 15.8%
Median List Price at Time of Sale	\$177,500	\$196,950	+ 11.0%	\$175,000	\$215,000	+ 22.9%
Inventory of Homes for Sale	20	28	+ 40.0%	—	—	—
Months Supply of Inventory	1.5	2.2	+ 46.7%	—	—	—

* Does not account for sale concessions and/or downpayment assistance. | Percent changes are calculated using rounded figures and can sometimes look extreme due to small sample size.

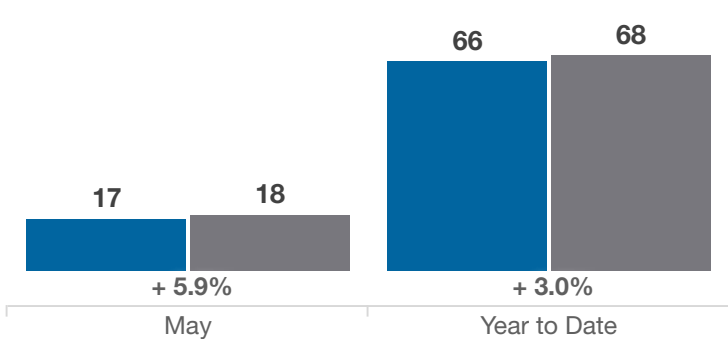
Closed Sales

■ 2024 ■ 2025



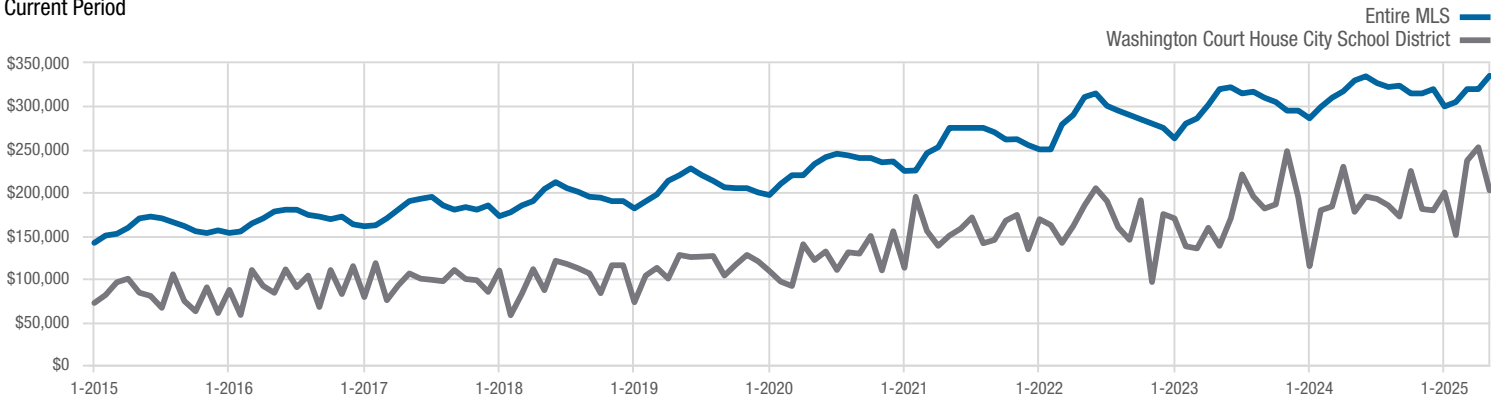
In Contracts

■ 2024 ■ 2025



Median Sales Price

Current Period



Each data point represents the median sales price in a given month.

Washington Court House City School District

Fayette County

