

Worthington City School District

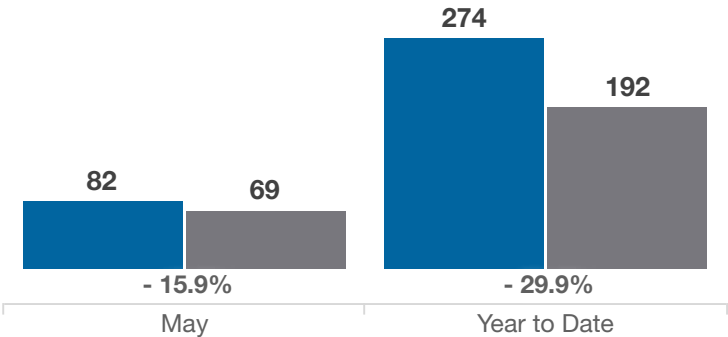
Franklin County

Key Metrics	May			Year to Date		
	2024	2025	% Change	Thru 5-2024	Thru 5-2025	% Change
Closed Sales	82	69	- 15.9%	274	192	- 29.9%
In Contracts	80	61	- 23.8%	298	223	- 25.2%
Average Sales Price*	\$443,781	\$480,541	+ 8.3%	\$421,119	\$457,848	+ 8.7%
Median Sales Price*	\$445,000	\$425,000	- 4.5%	\$400,500	\$409,000	+ 2.1%
Average Price Per Square Foot*	\$240.58	\$252.72	+ 5.0%	\$240.18	\$250.24	+ 4.2%
Percent of Original List Price Received*	102.1%	100.2%	- 1.9%	101.3%	100.6%	- 0.7%
Percent of Last List Price Received*	102.6%	101.0%	- 1.6%	102.1%	101.3%	- 0.8%
Days on Market Until Sale	11	15	+ 36.4%	16	16	0.0%
New Listings	82	79	- 3.7%	313	264	- 15.7%
Median List Price of New Listings	\$399,950	\$424,900	+ 6.2%	\$399,888	\$410,000	+ 2.5%
Median List Price at Time of Sale	\$439,450	\$420,000	- 4.4%	\$389,900	\$409,950	+ 5.1%
Inventory of Homes for Sale	37	55	+ 48.6%	—	—	—
Months Supply of Inventory	0.6	1.1	+ 83.3%	—	—	—

\* Does not account for sale concessions and/or downpayment assistance. | Percent changes are calculated using rounded figures and can sometimes look extreme due to small sample size.

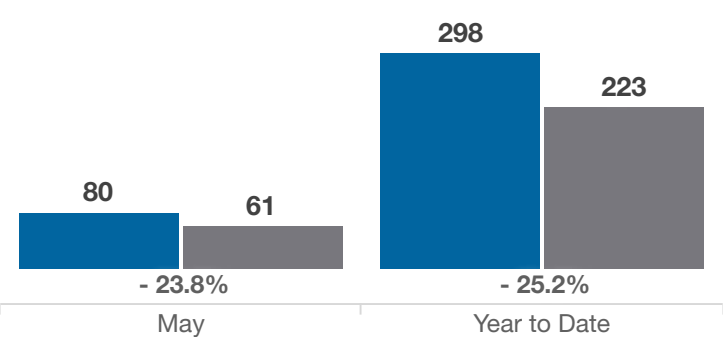
Closed Sales

2024 2025



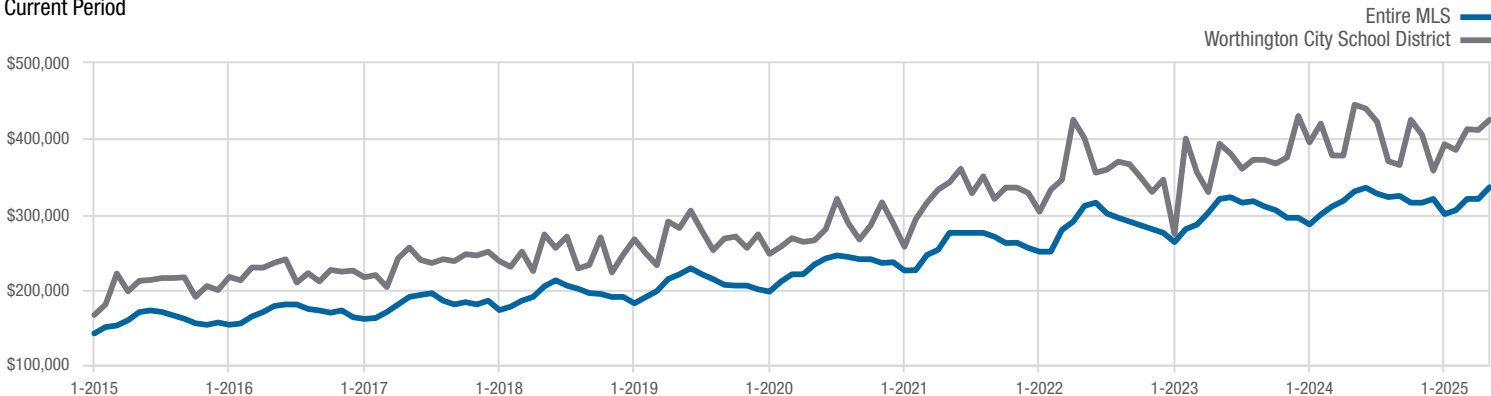
In Contracts

2024 2025



Median Sales Price

Current Period



Each data point represents the median sales price in a given month.

Worthington City School District

Franklin County

