

Local Market Update – June 2025

A RESEARCH TOOL PROVIDED BY THE COLUMBUS REALTORS®
BASED ON RESIDENTIAL LISTING DATA ONLY



Beechwold / Clintonville

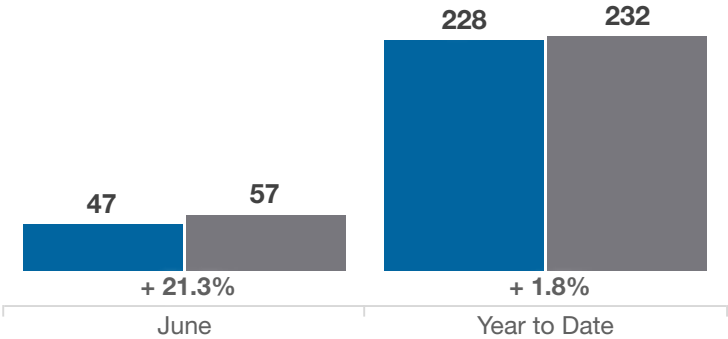
Franklin County (43214, 43202)

Key Metrics	June			Year to Date		
	2024	2025	% Change	Thru 6-2024	Thru 6-2025	% Change
Closed Sales	47	57	+ 21.3%	228	232	+ 1.8%
In Contracts	55	49	- 10.9%	262	264	+ 0.8%
Average Sales Price*	\$434,633	\$439,619	+ 1.1%	\$418,625	\$429,715	+ 2.6%
Median Sales Price*	\$403,750	\$431,000	+ 6.7%	\$398,700	\$415,000	+ 4.1%
Average Price Per Square Foot*	\$300.13	\$296.92	- 1.1%	\$287.51	\$301.01	+ 4.7%
Percent of Original List Price Received*	102.2%	101.2%	- 1.0%	102.4%	100.1%	- 2.2%
Percent of Last List Price Received*	103.0%	101.9%	- 1.1%	102.9%	101.3%	- 1.6%
Days on Market Until Sale	11	12	+ 9.1%	13	22	+ 69.2%
New Listings	58	62	+ 6.9%	295	301	+ 2.0%
Median List Price of New Listings	\$399,900	\$399,900	0.0%	\$395,000	\$414,900	+ 5.0%
Median List Price at Time of Sale	\$385,000	\$425,000	+ 10.4%	\$382,400	\$399,900	+ 4.6%
Inventory of Homes for Sale	44	56	+ 27.3%	—	—	—
Months Supply of Inventory	1.1	1.4	+ 27.3%	—	—	—

* Does not account for sale concessions and/or downpayment assistance. | Percent changes are calculated using rounded figures and can sometimes look extreme due to small sample size.

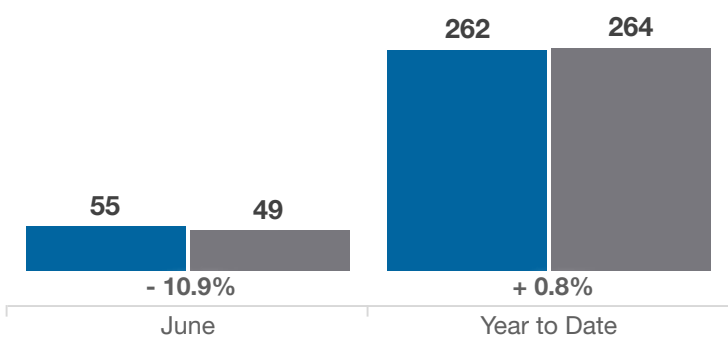
Closed Sales

■ 2024 ■ 2025



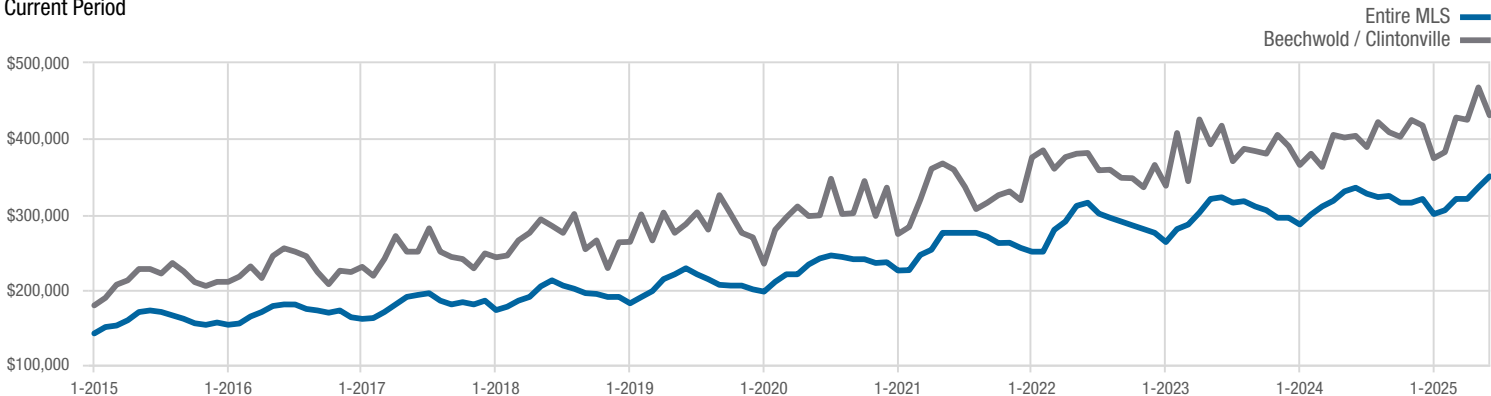
In Contracts

■ 2024 ■ 2025



Median Sales Price

Current Period



Each data point represents the median sales price in a given month.

Local Market Update – June 2025

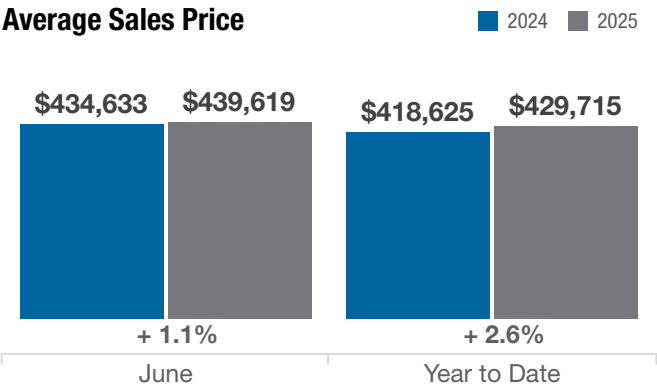
A RESEARCH TOOL PROVIDED BY THE COLUMBUS REALTORS®
BASED ON RESIDENTIAL LISTING DATA ONLY



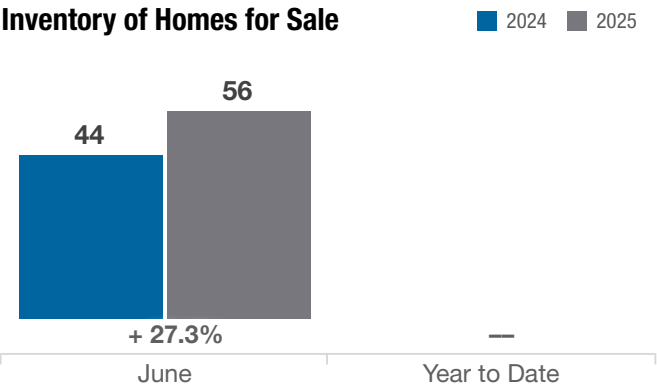
Beechwold / Clintonville

Franklin County (43214, 43202)

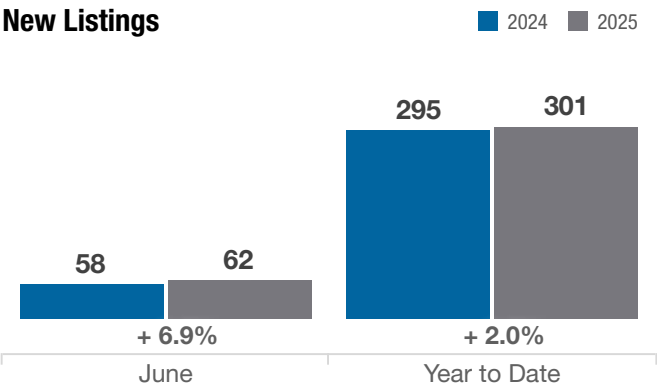
Average Sales Price



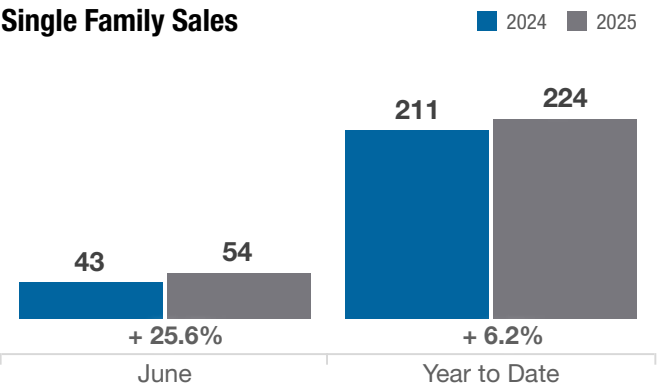
Inventory of Homes for Sale



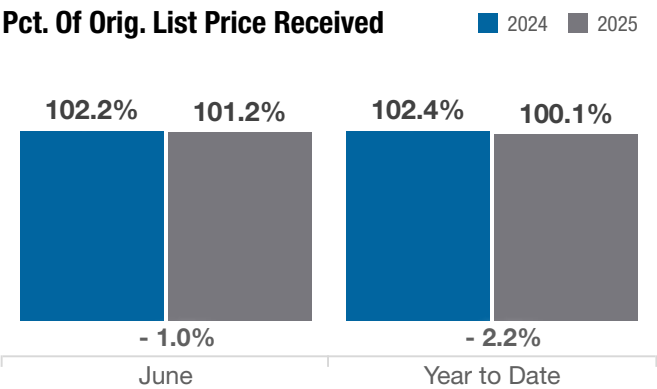
New Listings



Single Family Sales



Pct. Of Orig. List Price Received



Condo Sales

