

Canal Winchester City School District

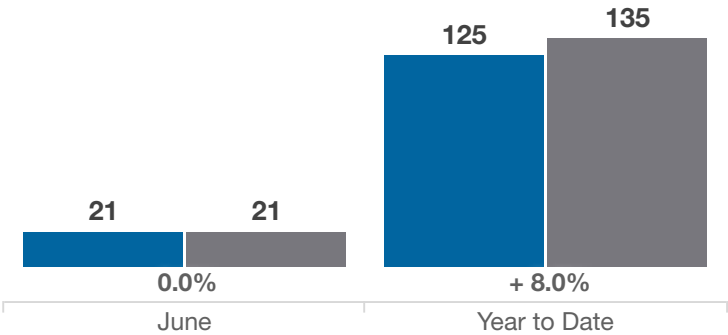
Franklin and Fairfield Counties

Key Metrics	June			Year to Date		
	2024	2025	% Change	Thru 6-2024	Thru 6-2025	% Change
Closed Sales	21	21	0.0%	125	135	+ 8.0%
In Contracts	28	25	- 10.7%	135	145	+ 7.4%
Average Sales Price*	\$416,217	\$406,621	- 2.3%	\$382,378	\$380,484	- 0.5%
Median Sales Price*	\$366,000	\$377,500	+ 3.1%	\$349,900	\$350,000	+ 0.0%
Average Price Per Square Foot*	\$205.61	\$208.94	+ 1.6%	\$200.65	\$199.32	- 0.7%
Percent of Original List Price Received*	100.4%	98.7%	- 1.7%	99.3%	99.5%	+ 0.2%
Percent of Last List Price Received*	101.3%	99.1%	- 2.2%	99.9%	100.1%	+ 0.2%
Days on Market Until Sale	11	13	+ 18.2%	29	23	- 20.7%
New Listings	34	29	- 14.7%	143	176	+ 23.1%
Median List Price of New Listings	\$392,450	\$369,000	- 6.0%	\$353,000	\$354,950	+ 0.6%
Median List Price at Time of Sale	\$370,000	\$380,000	+ 2.7%	\$349,900	\$349,900	0.0%
Inventory of Homes for Sale	31	41	+ 32.3%	—	—	—
Months Supply of Inventory	1.3	1.7	+ 30.8%	—	—	—

* Does not account for sale concessions and/or downpayment assistance. | Percent changes are calculated using rounded figures and can sometimes look extreme due to small sample size.

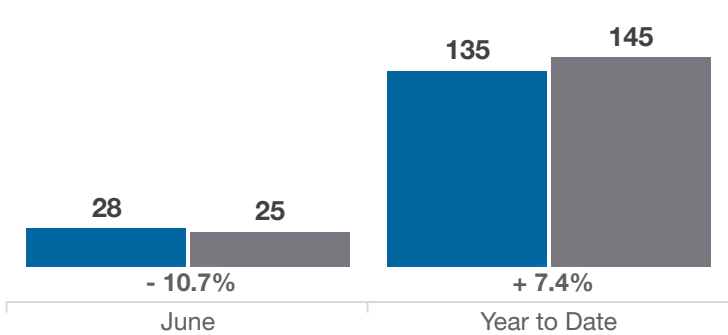
Closed Sales

2024 2025



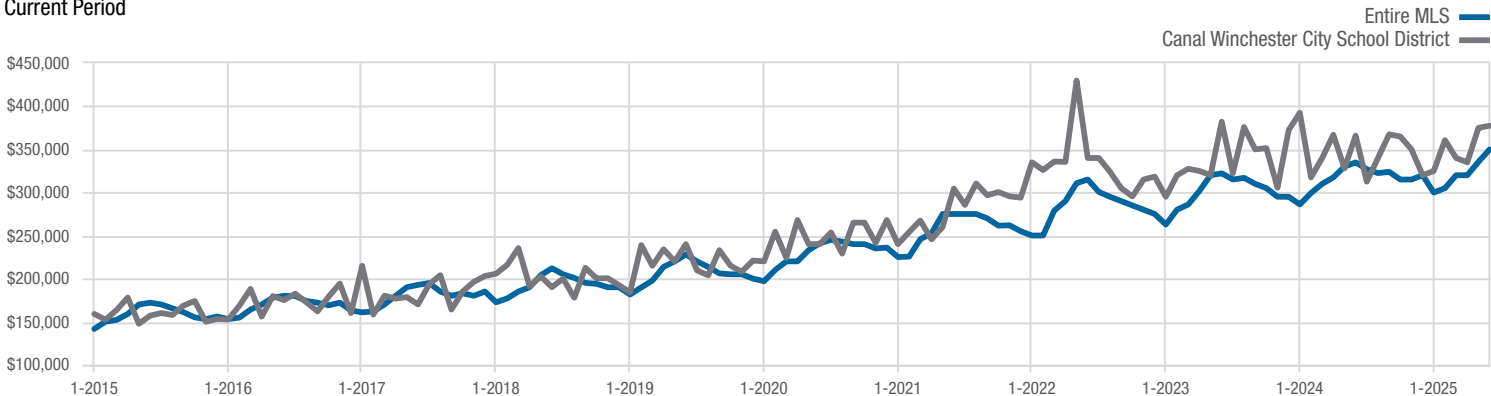
In Contracts

2024 2025



Median Sales Price

Current Period



Local Market Update – June 2025

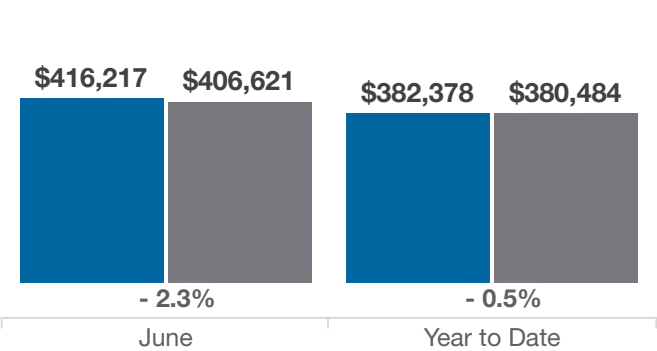
A RESEARCH TOOL PROVIDED BY THE COLUMBUS REALTORS®
BASED ON RESIDENTIAL LISTING DATA ONLY



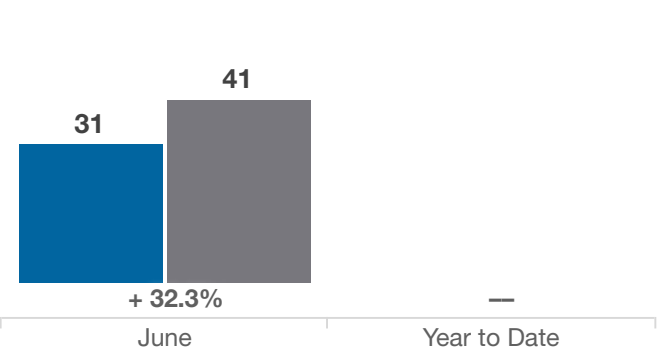
Canal Winchester City School District

Franklin and Fairfield Counties

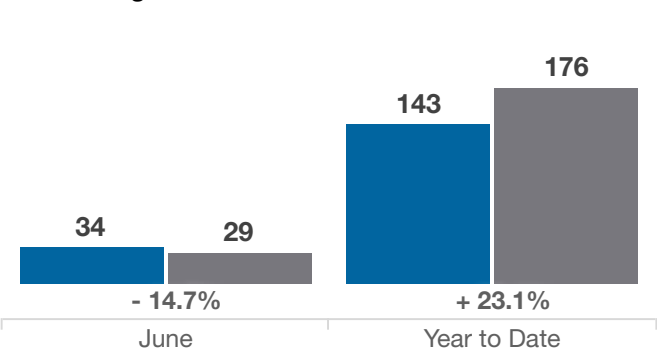
Average Sales Price



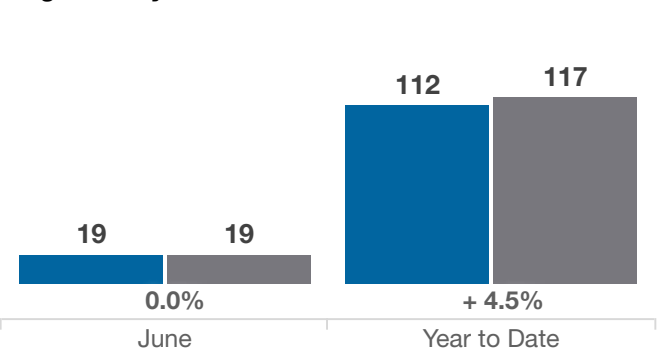
Inventory of Homes for Sale



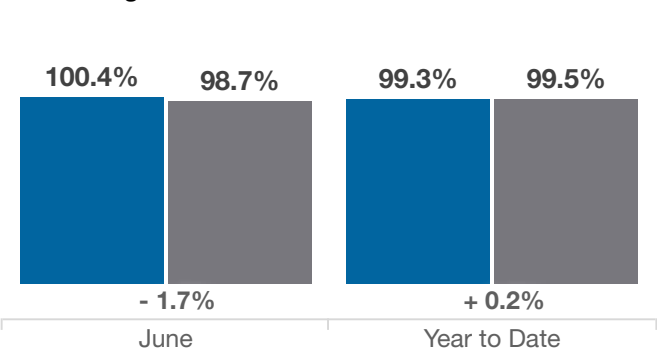
New Listings



Single Family Sales



Pct. Of Orig. List Price Received



Condo Sales

