

Local Market Update – June 2025

A RESEARCH TOOL PROVIDED BY THE COLUMBUS REALTORS®
BASED ON RESIDENTIAL LISTING DATA ONLY



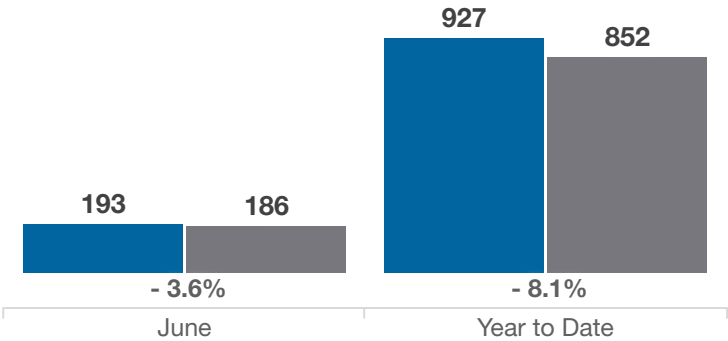
Fairfield County

Key Metrics	June			Year to Date		
	2024	2025	% Change	Thru 6-2024	Thru 6-2025	% Change
Closed Sales	193	186	- 3.6%	927	852	- 8.1%
In Contracts	221	230	+ 4.1%	1,043	980	- 6.0%
Average Sales Price*	\$365,806	\$368,576	+ 0.8%	\$360,883	\$354,758	- 1.7%
Median Sales Price*	\$339,950	\$350,000	+ 3.0%	\$339,900	\$340,750	+ 0.3%
Average Price Per Square Foot*	\$199.30	\$191.61	- 3.9%	\$187.99	\$189.82	+ 1.0%
Percent of Original List Price Received*	99.3%	99.1%	- 0.2%	98.2%	98.2%	0.0%
Percent of Last List Price Received*	100.6%	100.2%	- 0.4%	99.8%	99.8%	0.0%
Days on Market Until Sale	20	18	- 10.0%	30	31	+ 3.3%
New Listings	214	255	+ 19.2%	1,161	1,211	+ 4.3%
Median List Price of New Listings	\$329,950	\$369,900	+ 12.1%	\$335,000	\$364,900	+ 8.9%
Median List Price at Time of Sale	\$329,900	\$349,450	+ 5.9%	\$339,950	\$339,900	- 0.0%
Inventory of Homes for Sale	242	301	+ 24.4%	—	—	—
Months Supply of Inventory	1.5	1.9	+ 26.7%	—	—	—

* Does not account for sale concessions and/or downpayment assistance. | Percent changes are calculated using rounded figures and can sometimes look extreme due to small sample size.

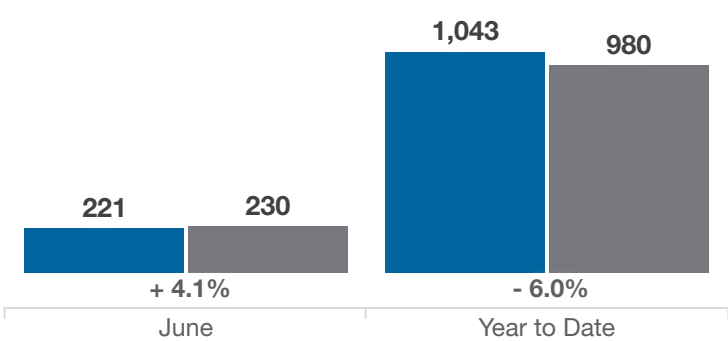
Closed Sales

■ 2024 ■ 2025



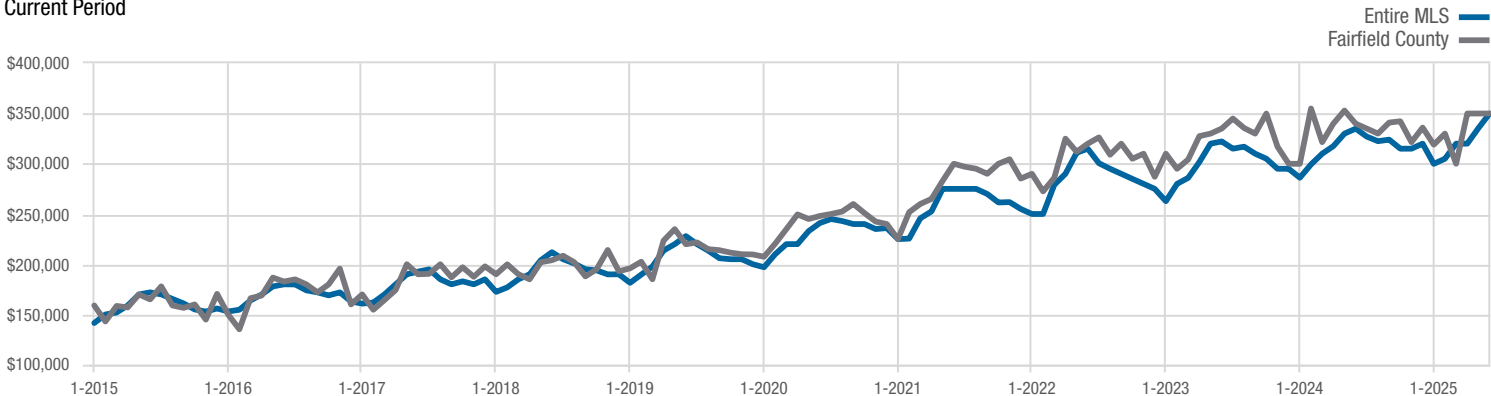
In Contracts

■ 2024 ■ 2025



Median Sales Price

Current Period



Each data point represents the median sales price in a given month.

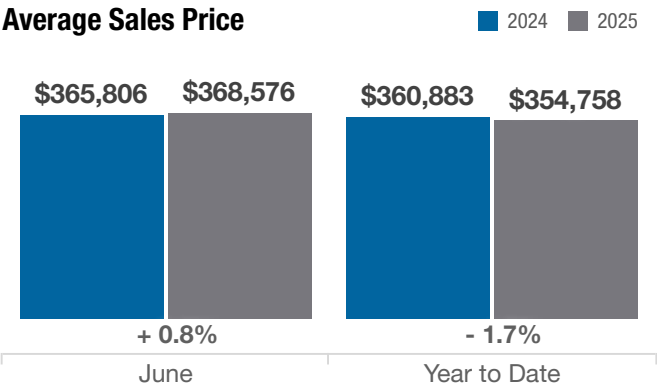
Local Market Update – June 2025

A RESEARCH TOOL PROVIDED BY THE COLUMBUS REALTORS®
BASED ON RESIDENTIAL LISTING DATA ONLY

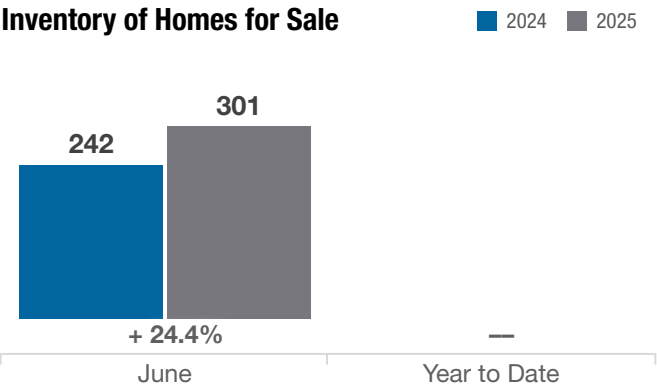


Fairfield County

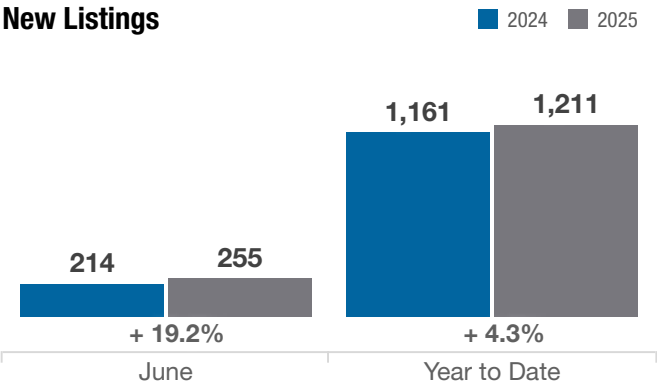
Average Sales Price



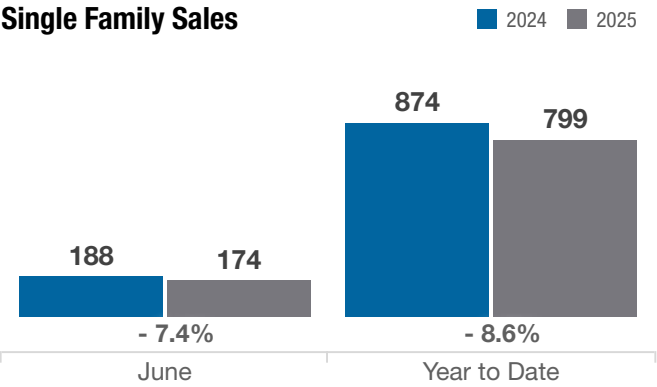
Inventory of Homes for Sale



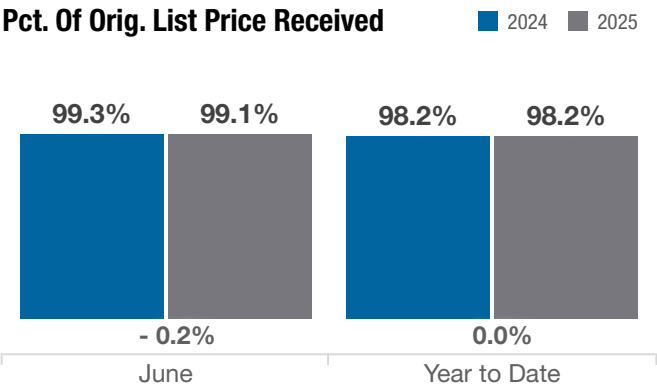
New Listings



Single Family Sales



Pct. Of Orig. List Price Received



Condo Sales

