

Local Market Update – June 2025

A RESEARCH TOOL PROVIDED BY THE COLUMBUS REALTORS®
BASED ON RESIDENTIAL LISTING DATA ONLY



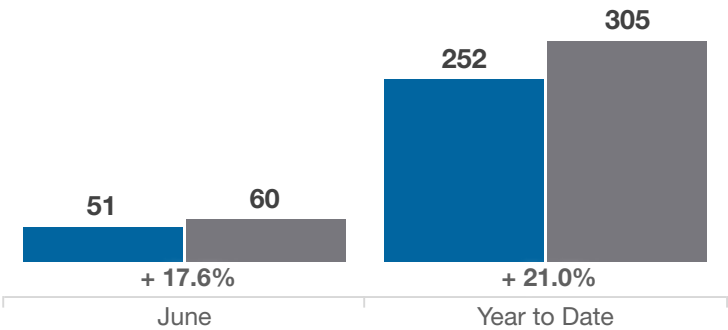
Knox County

Key Metrics	June			Year to Date		
	2024	2025	% Change	Thru 6-2024	Thru 6-2025	% Change
Closed Sales	51	60	+ 17.6%	252	305	+ 21.0%
In Contracts	50	74	+ 48.0%	276	354	+ 28.3%
Average Sales Price*	\$365,168	\$381,136	+ 4.4%	\$316,843	\$328,728	+ 3.8%
Median Sales Price*	\$344,400	\$321,500	- 6.6%	\$280,000	\$294,000	+ 5.0%
Average Price Per Square Foot*	\$216.03	\$241.89	+ 12.0%	\$190.96	\$209.96	+ 9.9%
Percent of Original List Price Received*	98.8%	97.1%	- 1.7%	97.1%	97.3%	+ 0.2%
Percent of Last List Price Received*	100.1%	98.8%	- 1.3%	99.0%	99.3%	+ 0.3%
Days on Market Until Sale	20	30	+ 50.0%	34	38	+ 11.8%
New Listings	73	90	+ 23.3%	335	466	+ 39.1%
Median List Price of New Listings	\$299,900	\$315,000	+ 5.0%	\$315,000	\$324,945	+ 3.2%
Median List Price at Time of Sale	\$340,245	\$326,000	- 4.2%	\$285,000	\$289,700	+ 1.6%
Inventory of Homes for Sale	106	152	+ 43.4%	—	—	—
Months Supply of Inventory	2.3	2.8	+ 21.7%	—	—	—

* Does not account for sale concessions and/or downpayment assistance. | Percent changes are calculated using rounded figures and can sometimes look extreme due to small sample size.

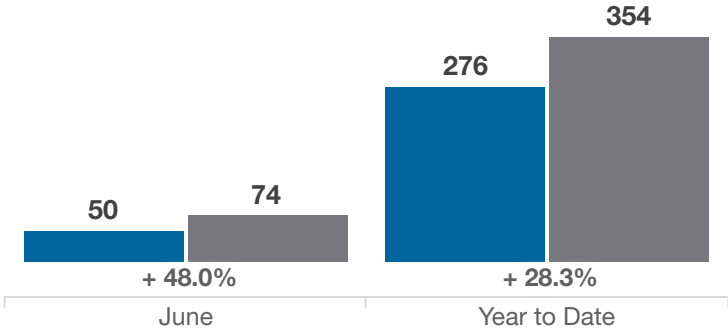
Closed Sales

■ 2024 ■ 2025



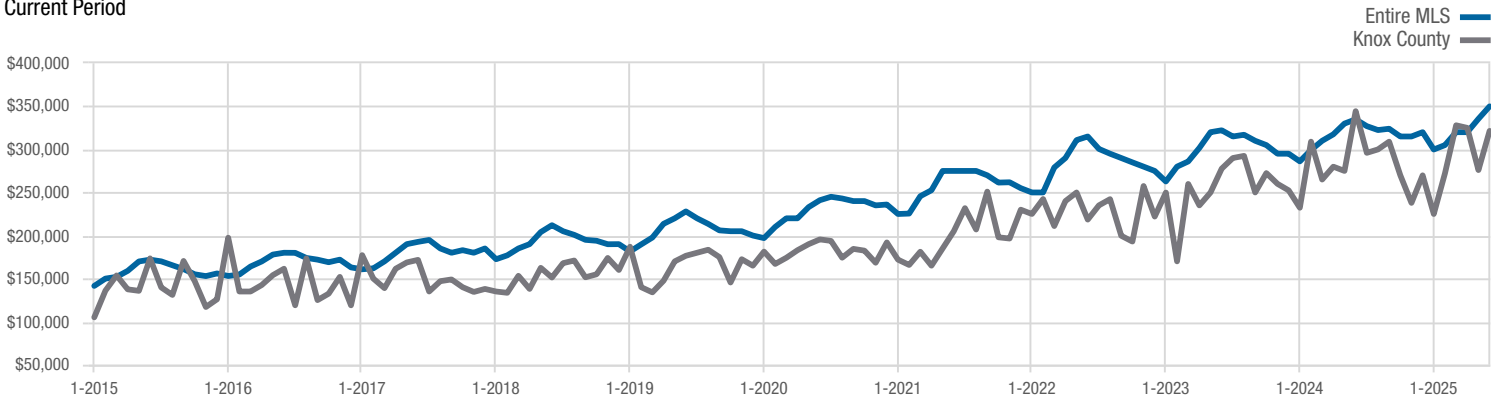
In Contracts

■ 2024 ■ 2025



Median Sales Price

Current Period



Each data point represents the median sales price in a given month.

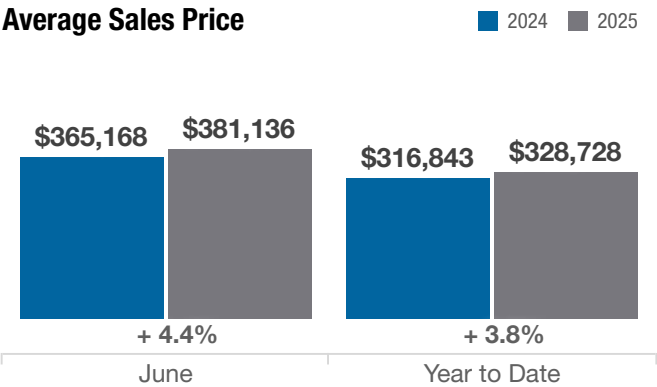
Local Market Update – June 2025

A RESEARCH TOOL PROVIDED BY THE COLUMBUS REALTORS®
BASED ON RESIDENTIAL LISTING DATA ONLY

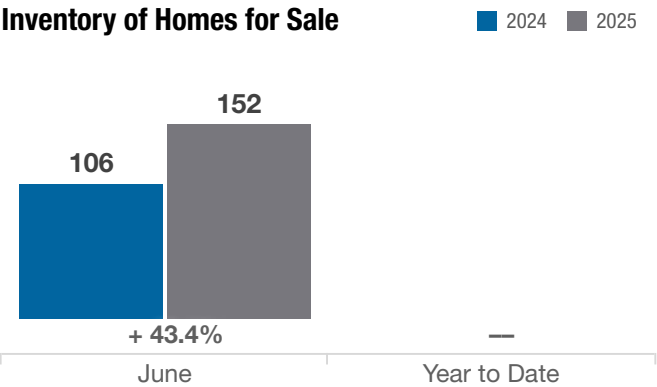


Knox County

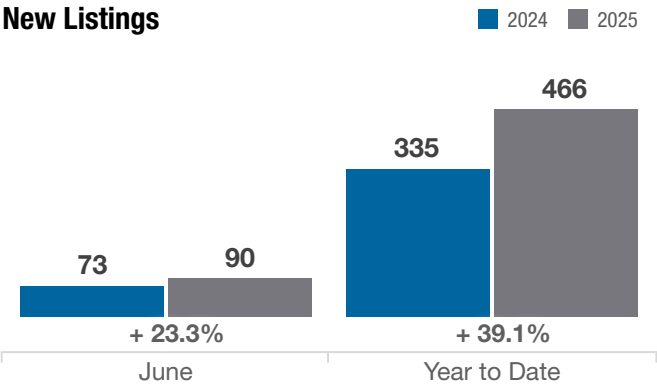
Average Sales Price



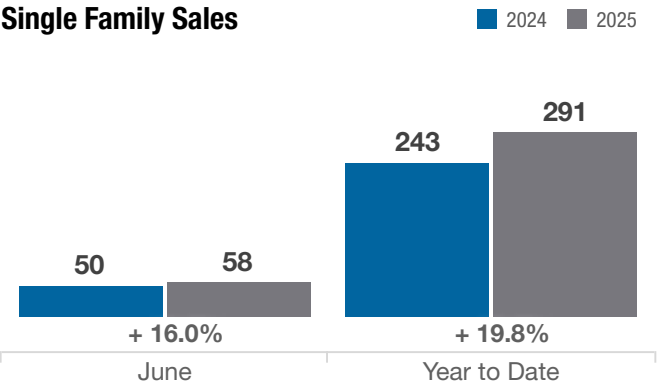
Inventory of Homes for Sale



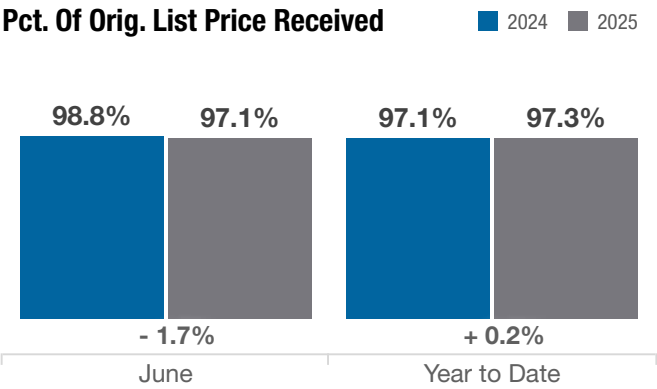
New Listings



Single Family Sales



Pct. Of Orig. List Price Received



Condo Sales

