

Local Market Update – June 2025

A RESEARCH TOOL PROVIDED BY THE COLUMBUS REALTORS®
BASED ON RESIDENTIAL LISTING DATA ONLY



London City School District

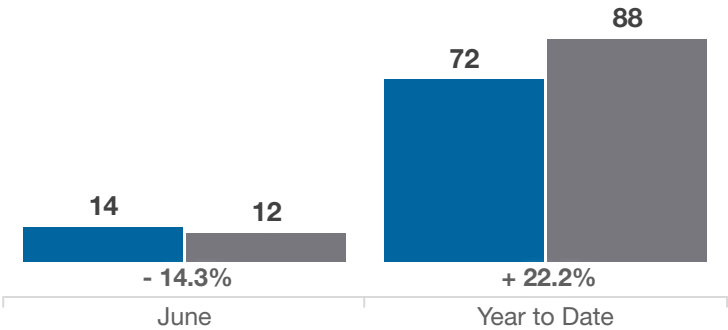
Madison County

Key Metrics	June			Year to Date		
	2024	2025	% Change	Thru 6-2024	Thru 6-2025	% Change
Closed Sales	14	12	- 14.3%	72	88	+ 22.2%
In Contracts	25	27	+ 8.0%	84	103	+ 22.6%
Average Sales Price*	\$557,679	\$260,698	- 53.3%	\$353,678	\$276,476	- 21.8%
Median Sales Price*	\$247,500	\$246,500	- 0.4%	\$280,000	\$250,000	- 10.7%
Average Price Per Square Foot*	\$213.45	\$171.33	- 19.7%	\$179.86	\$171.46	- 4.7%
Percent of Original List Price Received*	95.2%	97.6%	+ 2.5%	95.2%	96.3%	+ 1.2%
Percent of Last List Price Received*	98.0%	99.1%	+ 1.1%	98.0%	99.4%	+ 1.4%
Days on Market Until Sale	18	14	- 22.2%	42	39	- 7.1%
New Listings	23	34	+ 47.8%	97	120	+ 23.7%
Median List Price of New Listings	\$274,000	\$340,111	+ 24.1%	\$294,900	\$304,900	+ 3.4%
Median List Price at Time of Sale	\$249,500	\$248,450	- 0.4%	\$285,000	\$249,900	- 12.3%
Inventory of Homes for Sale	23	39	+ 69.6%	—	—	—
Months Supply of Inventory	1.7	2.5	+ 47.1%	—	—	—

* Does not account for sale concessions and/or downpayment assistance. | Percent changes are calculated using rounded figures and can sometimes look extreme due to small sample size.

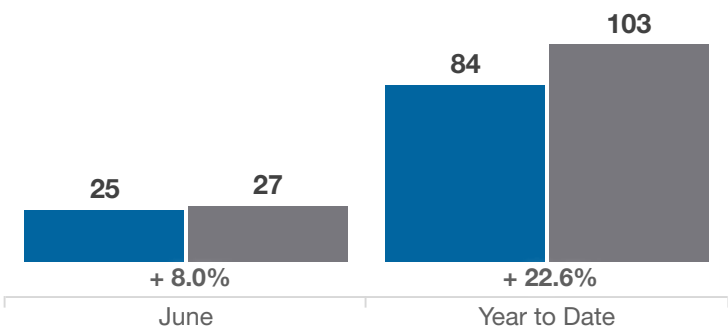
Closed Sales

■ 2024 ■ 2025



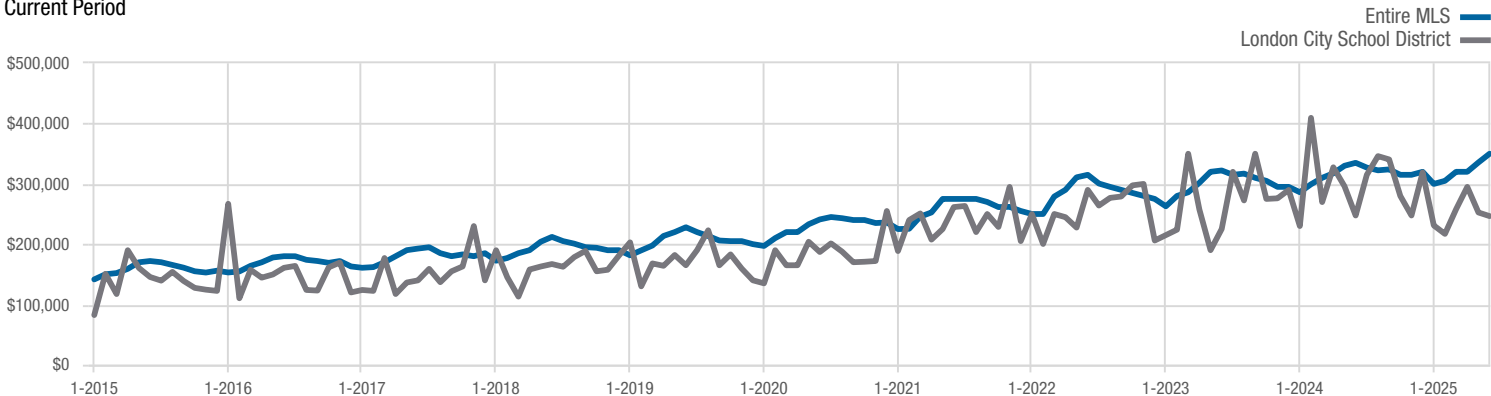
In Contracts

■ 2024 ■ 2025



Median Sales Price

Current Period



Each data point represents the median sales price in a given month.

Local Market Update – June 2025

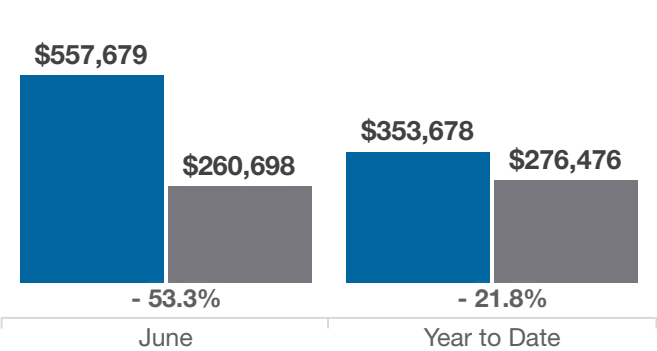
A RESEARCH TOOL PROVIDED BY THE COLUMBUS REALTORS®
BASED ON RESIDENTIAL LISTING DATA ONLY



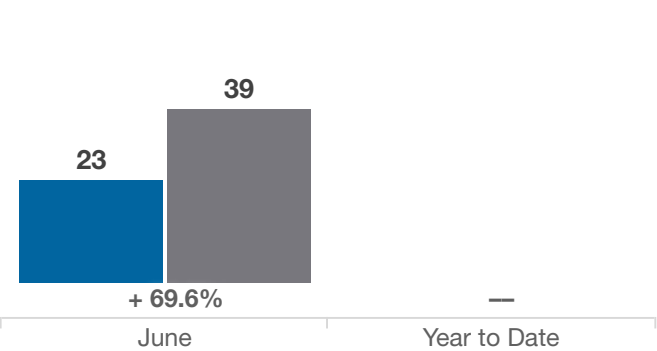
London City School District

Madison County

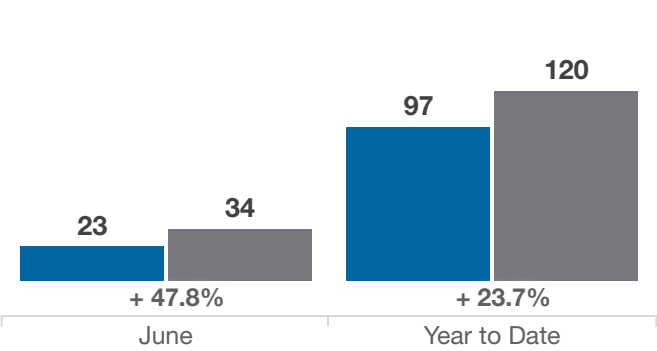
Average Sales Price



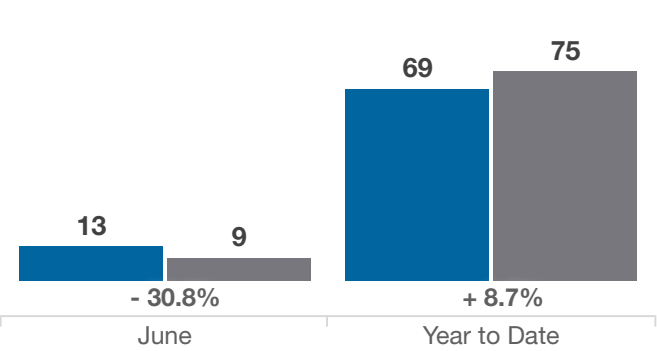
Inventory of Homes for Sale



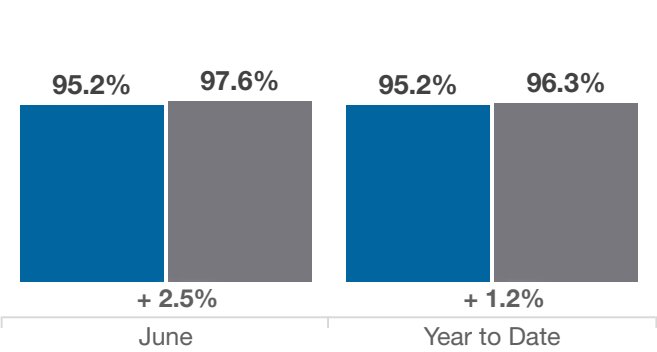
New Listings



Single Family Sales



Pct. Of Orig. List Price Received



Condo Sales

