

Local Market Update – June 2025

A RESEARCH TOOL PROVIDED BY THE COLUMBUS REALTORS®
BASED ON RESIDENTIAL LISTING DATA ONLY



Minerva Park (Corp.)

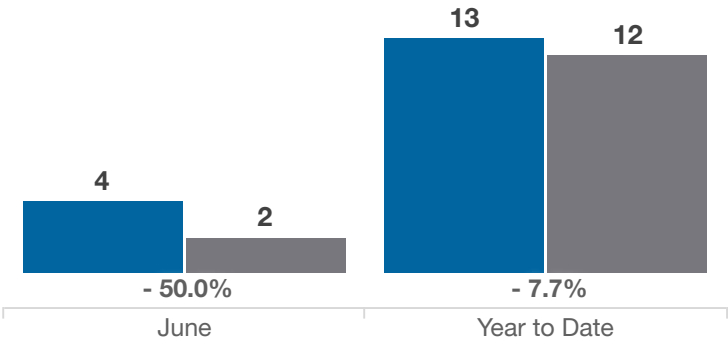
Franklin County

Key Metrics	June			Year to Date		
	2024	2025	% Change	Thru 6-2024	Thru 6-2025	% Change
Closed Sales	4	2	- 50.0%	13	12	- 7.7%
In Contracts	4	2	- 50.0%	14	13	- 7.1%
Average Sales Price*	\$467,225	\$398,750	- 14.7%	\$411,277	\$393,682	- 4.3%
Median Sales Price*	\$439,950	\$398,750	- 9.4%	\$409,000	\$395,000	- 3.4%
Average Price Per Square Foot*	\$206.28	\$263.62	+ 27.8%	\$199.53	\$229.58	+ 15.1%
Percent of Original List Price Received*	102.9%	105.7%	+ 2.7%	101.3%	101.9%	+ 0.6%
Percent of Last List Price Received*	102.9%	105.7%	+ 2.7%	101.9%	102.6%	+ 0.7%
Days on Market Until Sale	9	3	- 66.7%	21	16	- 23.8%
New Listings	1	2	+ 100.0%	13	17	+ 30.8%
Median List Price of New Listings	\$349,900	\$419,900	+ 20.0%	\$409,000	\$389,000	- 4.9%
Median List Price at Time of Sale	\$434,500	\$379,950	- 12.6%	\$409,000	\$389,000	- 4.9%
Inventory of Homes for Sale	1	6	+ 500.0%	—	—	—
Months Supply of Inventory	0.4	2.7	+ 575.0%	—	—	—

* Does not account for sale concessions and/or downpayment assistance. | Percent changes are calculated using rounded figures and can sometimes look extreme due to small sample size.

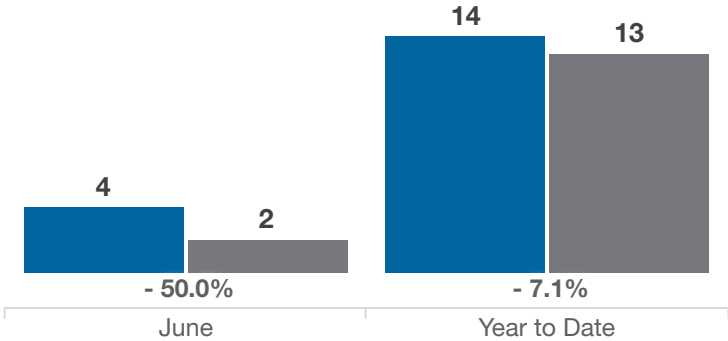
Closed Sales

■ 2024 ■ 2025



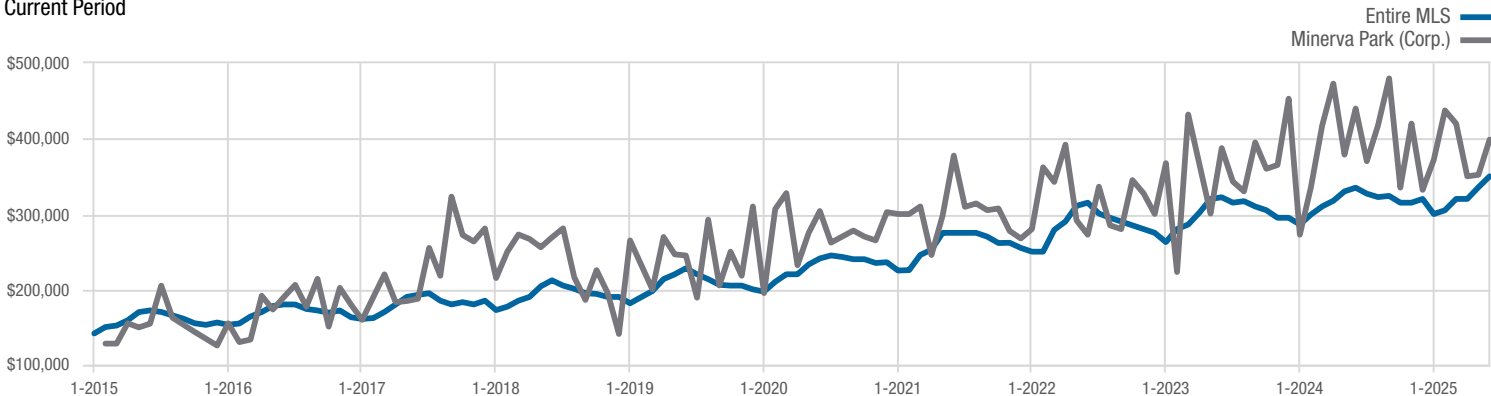
In Contracts

■ 2024 ■ 2025



Median Sales Price

Current Period



Each data point represents the median sales price in a given month.

Minerva Park (Corp.)

Franklin County

