

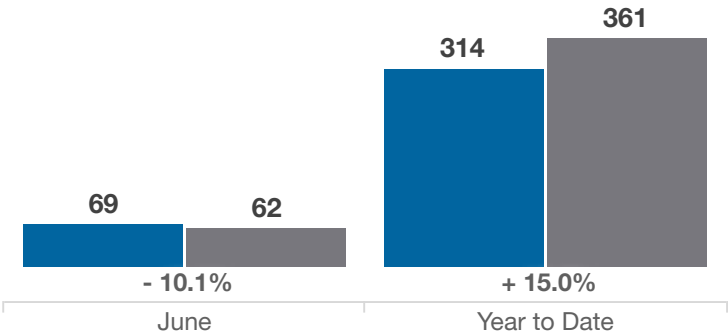
Pickaway County

Key Metrics	June			Year to Date		
	2024	2025	% Change	Thru 6-2024	Thru 6-2025	% Change
Closed Sales	69	62	- 10.1%	314	361	+ 15.0%
In Contracts	85	85	0.0%	367	416	+ 13.4%
Average Sales Price*	\$302,457	\$327,544	+ 8.3%	\$316,191	\$330,584	+ 4.6%
Median Sales Price*	\$329,000	\$324,950	- 1.2%	\$327,500	\$340,000	+ 3.8%
Average Price Per Square Foot*	\$166.89	\$180.02	+ 7.9%	\$173.22	\$186.93	+ 7.9%
Percent of Original List Price Received*	97.8%	97.0%	- 0.8%	97.5%	96.9%	- 0.6%
Percent of Last List Price Received*	99.4%	99.2%	- 0.2%	99.5%	98.9%	- 0.6%
Days on Market Until Sale	23	25	+ 8.7%	40	40	0.0%
New Listings	94	102	+ 8.5%	439	500	+ 13.9%
Median List Price of New Listings	\$352,683	\$370,000	+ 4.9%	\$340,000	\$349,995	+ 2.9%
Median List Price at Time of Sale	\$329,000	\$327,400	- 0.5%	\$329,900	\$340,000	+ 3.1%
Inventory of Homes for Sale	137	148	+ 8.0%	—	—	—
Months Supply of Inventory	2.4	2.3	- 4.2%	—	—	—

* Does not account for sale concessions and/or downpayment assistance. | Percent changes are calculated using rounded figures and can sometimes look extreme due to small sample size.

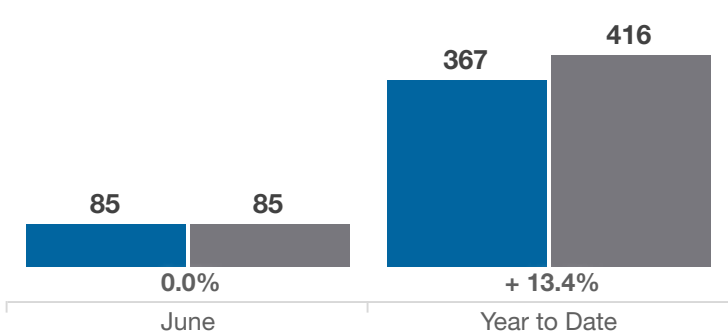
Closed Sales

■ 2024 ■ 2025



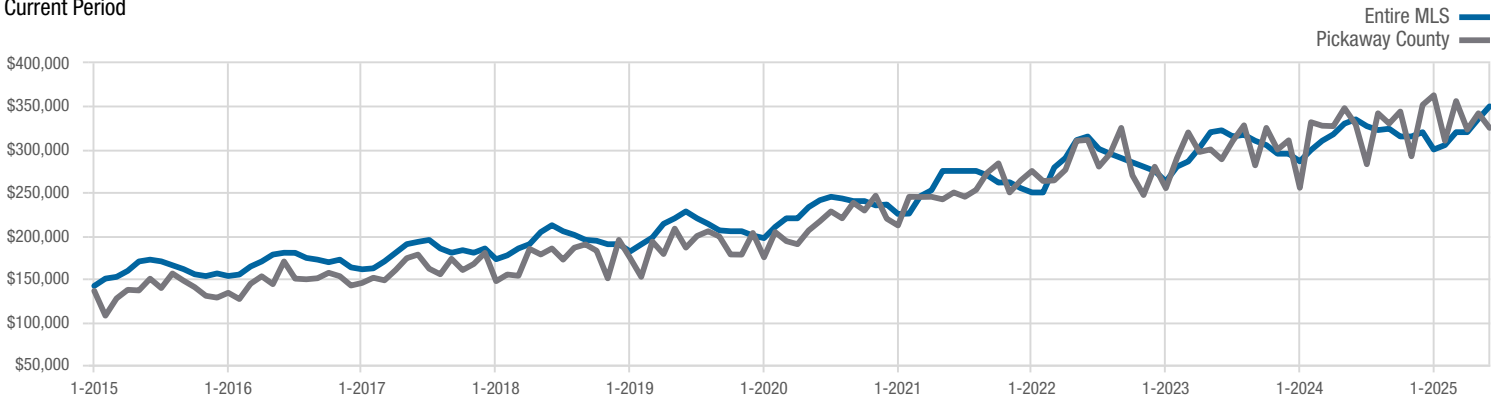
In Contracts

■ 2024 ■ 2025



Median Sales Price

Current Period



Each data point represents the median sales price in a given month.

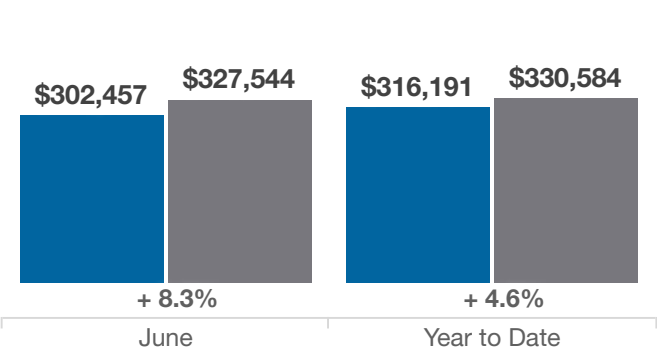
Local Market Update – June 2025

A RESEARCH TOOL PROVIDED BY THE COLUMBUS REALTORS®
BASED ON RESIDENTIAL LISTING DATA ONLY

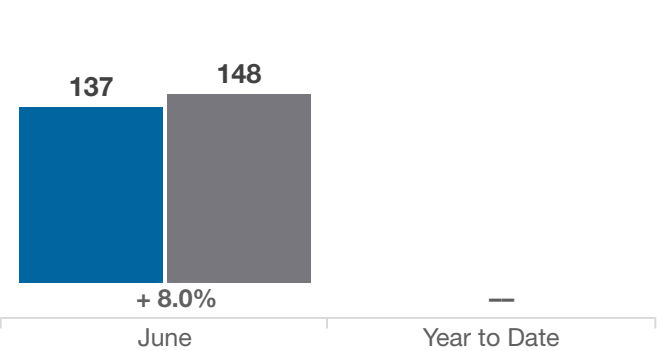


Pickaway County

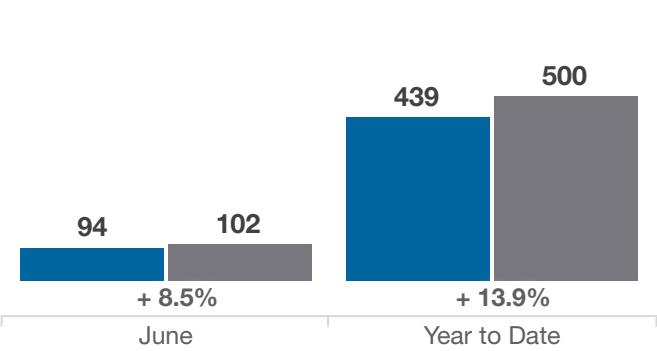
Average Sales Price



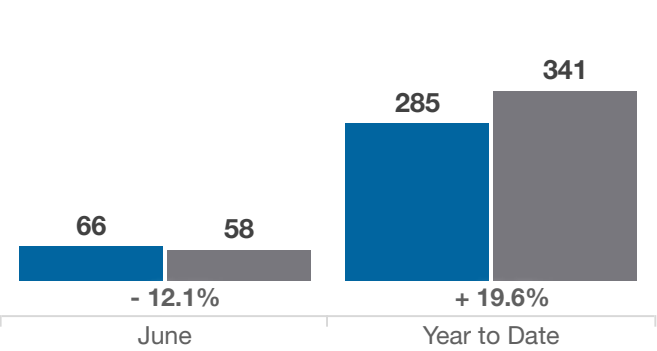
Inventory of Homes for Sale



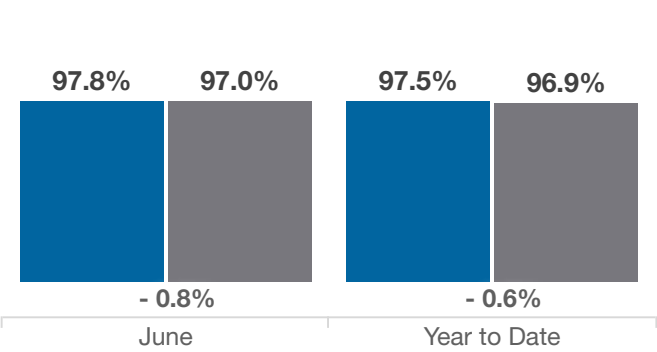
New Listings



Single Family Sales



Pct. Of Orig. List Price Received



Condo Sales

