

# Local Market Update – June 2025

A RESEARCH TOOL PROVIDED BY THE COLUMBUS REALTORS®  
BASED ON RESIDENTIAL LISTING DATA ONLY



## Pickerington Local School District

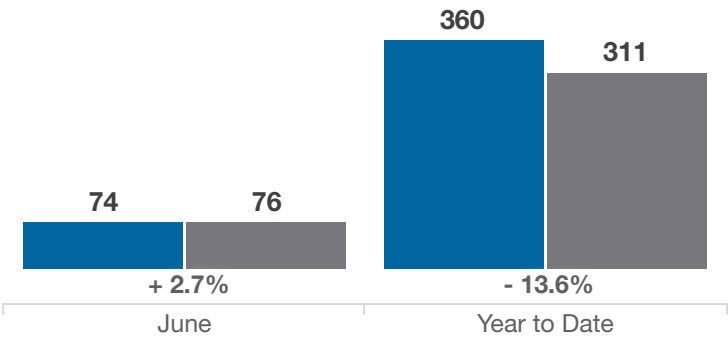
Franklin and Fairfield Counties

| Key Metrics                              | June      |           |          | Year to Date |             |          |
|--|-----------|-----------|----------|--------------|-------------|----------|
|  | 2024      | 2025      | % Change | Thru 6-2024  | Thru 6-2025 | % Change |
| Closed Sales                             | 74        | 76        | + 2.7%   | 360          | 311         | - 13.6%  |
| In Contracts                             | 79        | 82        | + 3.8%   | 395          | 357         | - 9.6%   |
| Average Sales Price*                     | \$426,616 | \$433,547 | + 1.6%   | \$434,607    | \$438,323   | + 0.9%   |
| Median Sales Price*                      | \$415,750 | \$427,450 | + 2.8%   | \$415,750    | \$420,050   | + 1.0%   |
| Average Price Per Square Foot*           | \$198.22  | \$199.99  | + 0.9%   | \$195.94     | \$195.69    | - 0.1%   |
| Percent of Original List Price Received* | 99.7%     | 100.2%    | + 0.5%   | 99.3%        | 99.5%       | + 0.2%   |
| Percent of Last List Price Received*     | 100.4%    | 100.8%    | + 0.4%   | 100.3%       | 100.4%      | + 0.1%   |
| Days on Market Until Sale                | 15        | 16        | + 6.7%   | 28           | 28          | 0.0%     |
| New Listings                             | 70        | 91        | + 30.0%  | 404          | 446         | + 10.4%  |
| Median List Price of New Listings        | \$399,995 | \$449,900 | + 12.5%  | \$424,900    | \$437,620   | + 3.0%   |
| Median List Price at Time of Sale        | \$399,950 | \$424,900 | + 6.2%   | \$409,950    | \$420,385   | + 2.5%   |
| Inventory of Homes for Sale              | 63        | 103       | + 63.5%  | —            | —           | —        |
| Months Supply of Inventory               | 1.0       | 1.8       | + 80.0%  | —            | —           | —        |

\* Does not account for sale concessions and/or downpayment assistance. | Percent changes are calculated using rounded figures and can sometimes look extreme due to small sample size.

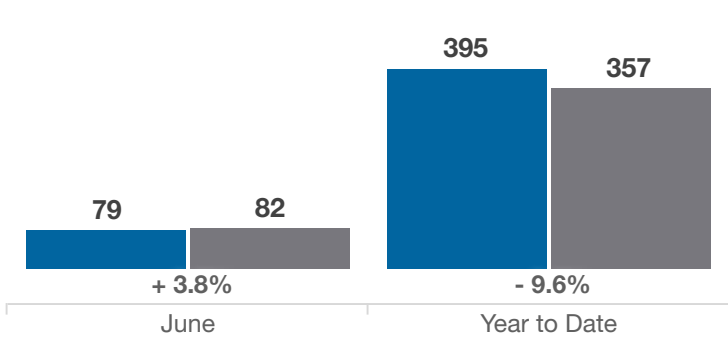
### Closed Sales

■ 2024 ■ 2025



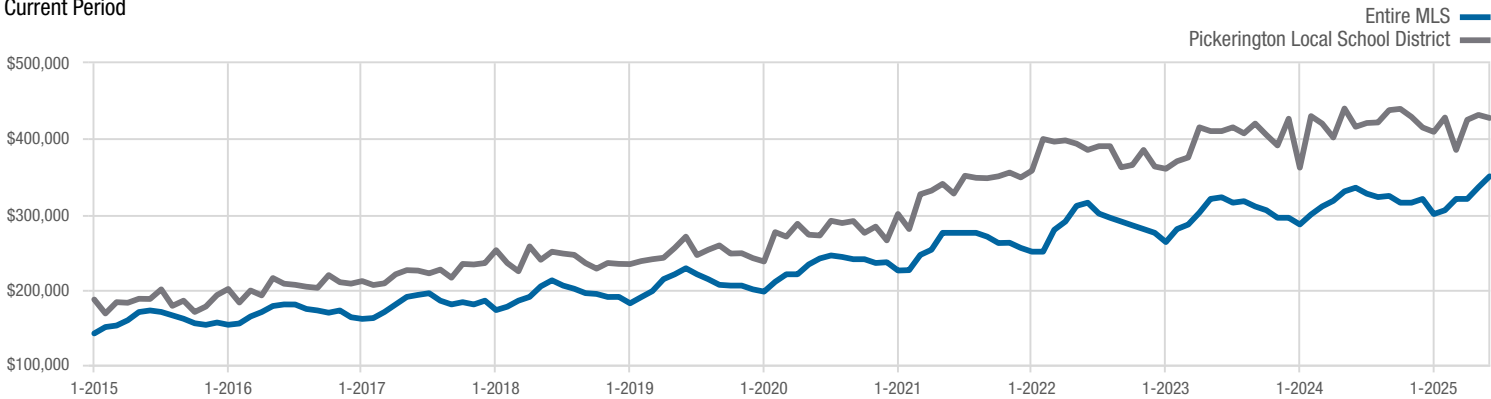
### In Contracts

■ 2024 ■ 2025



### Median Sales Price

Current Period



Each data point represents the median sales price in a given month.

# Local Market Update – June 2025

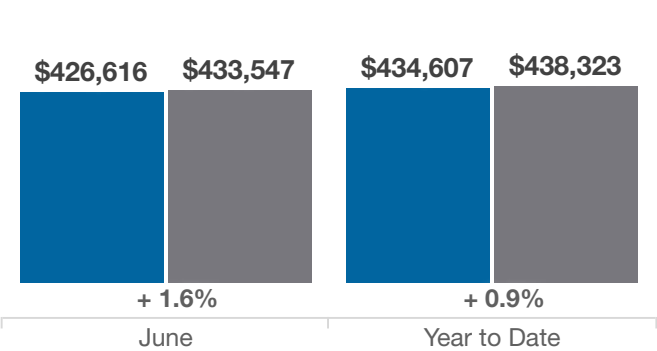
A RESEARCH TOOL PROVIDED BY THE COLUMBUS REALTORS®  
BASED ON RESIDENTIAL LISTING DATA ONLY



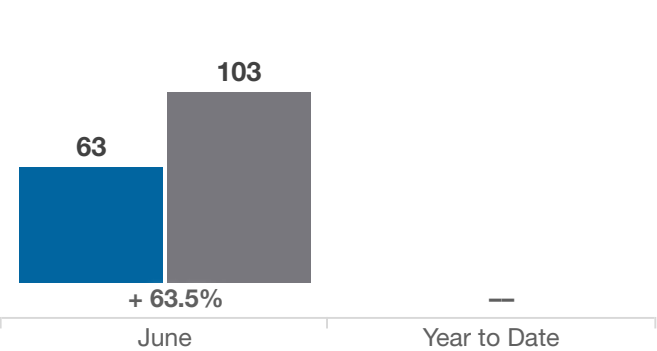
## Pickerington Local School District

Franklin and Fairfield Counties

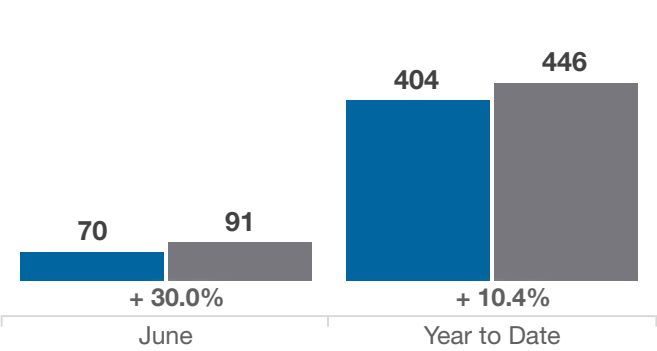
Average Sales Price



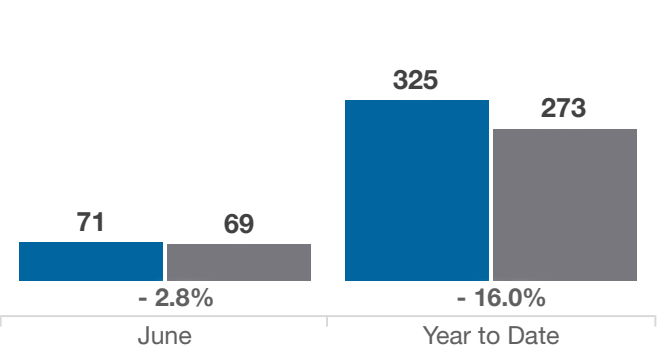
Inventory of Homes for Sale



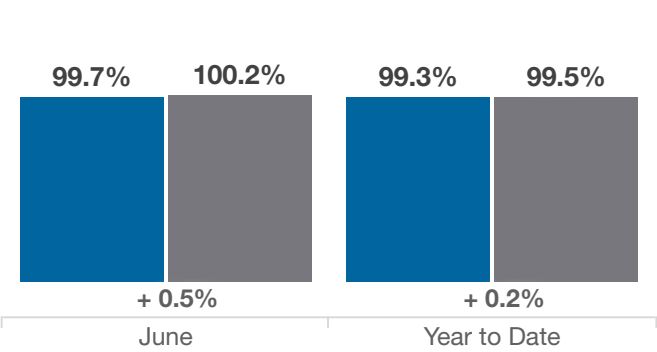
New Listings



Single Family Sales



Pct. Of Orig. List Price Received



Condo Sales

