

Local Market Update – June 2025

A RESEARCH TOOL PROVIDED BY THE COLUMBUS REALTORS®
BASED ON RESIDENTIAL LISTING DATA ONLY



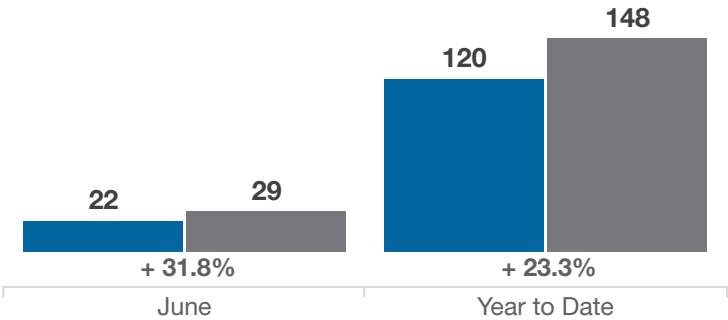
Ross County

| Key Metrics | June | | | Year to Date | | |
|--|-----------|-----------|----------|--------------|-------------|----------|
| | 2024 | 2025 | % Change | Thru 6-2024 | Thru 6-2025 | % Change |
| Closed Sales | 22 | 29 | + 31.8% | 120 | 148 | + 23.3% |
| In Contracts | 31 | 22 | - 29.0% | 132 | 145 | + 9.8% |
| Average Sales Price* | \$218,109 | \$307,902 | + 41.2% | \$237,818 | \$262,896 | + 10.5% |
| Median Sales Price* | \$218,450 | \$310,000 | + 41.9% | \$215,000 | \$246,000 | + 14.4% |
| Average Price Per Square Foot* | \$152.00 | \$173.03 | + 13.8% | \$148.46 | \$154.21 | + 3.9% |
| Percent of Original List Price Received* | 97.4% | 96.7% | - 0.7% | 96.7% | 96.2% | - 0.5% |
| Percent of Last List Price Received* | 99.6% | 98.7% | - 0.9% | 98.6% | 98.8% | + 0.2% |
| Days on Market Until Sale | 21 | 39 | + 85.7% | 27 | 40 | + 48.1% |
| New Listings | 24 | 38 | + 58.3% | 157 | 187 | + 19.1% |
| Median List Price of New Listings | \$256,312 | \$274,450 | + 7.1% | \$225,000 | \$275,000 | + 22.2% |
| Median List Price at Time of Sale | \$213,400 | \$309,900 | + 45.2% | \$217,000 | \$252,500 | + 16.4% |
| Inventory of Homes for Sale | 33 | 60 | + 81.8% | — | — | — |
| Months Supply of Inventory | 1.5 | 2.6 | + 73.3% | — | — | — |

* Does not account for sale concessions and/or downpayment assistance. | Percent changes are calculated using rounded figures and can sometimes look extreme due to small sample size.

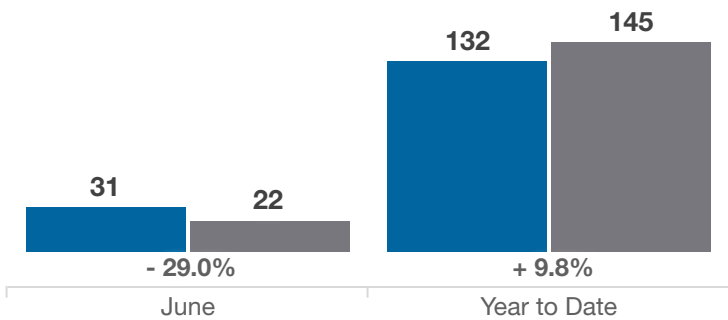
Closed Sales

■ 2024 ■ 2025



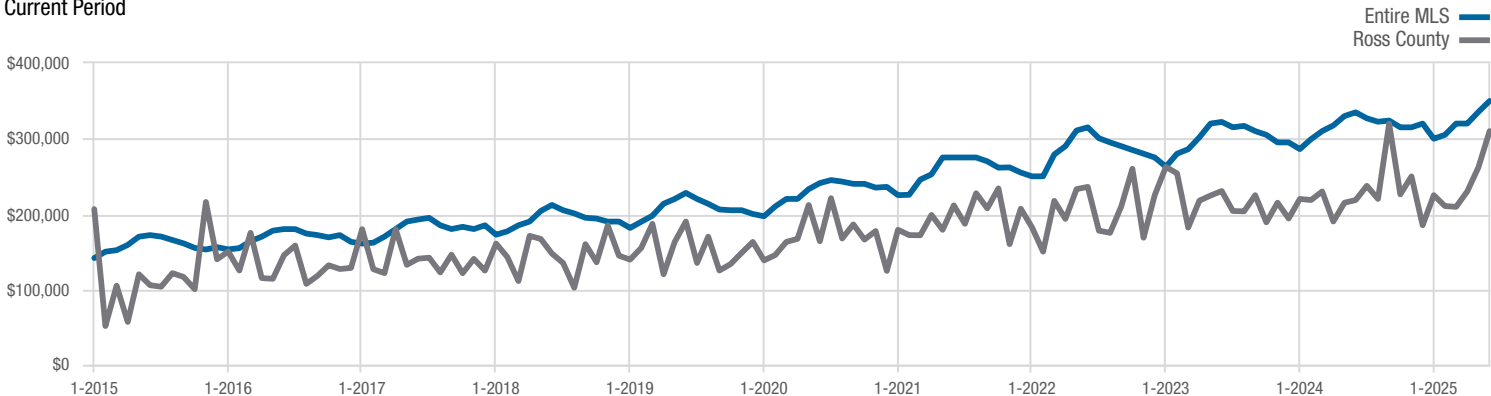
In Contracts

■ 2024 ■ 2025



Median Sales Price

Current Period



Each data point represents the median sales price in a given month.

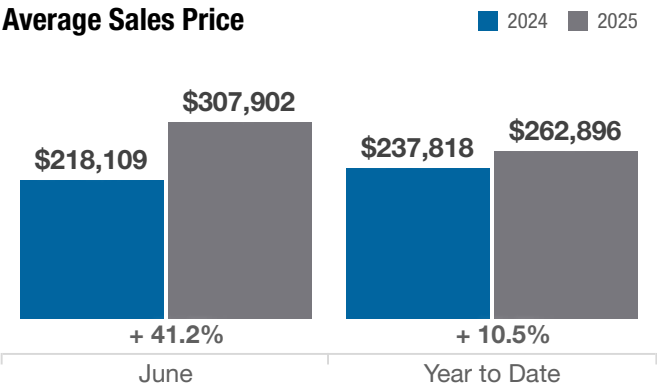
Local Market Update – June 2025

A RESEARCH TOOL PROVIDED BY THE COLUMBUS REALTORS®
BASED ON RESIDENTIAL LISTING DATA ONLY

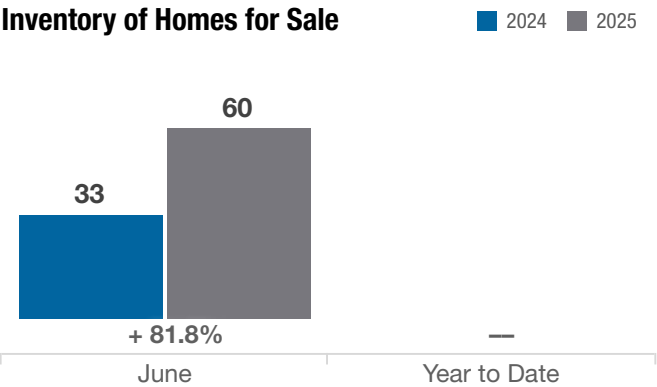


Ross County

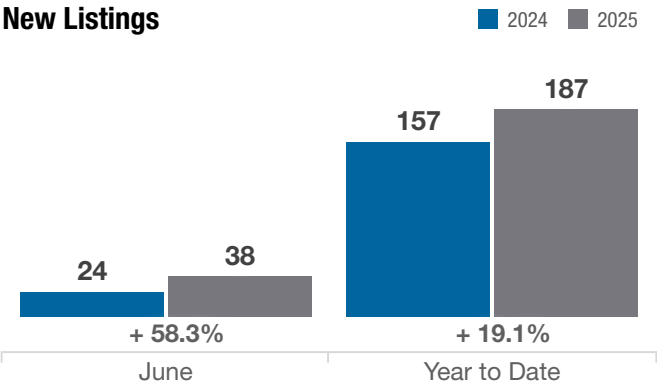
Average Sales Price



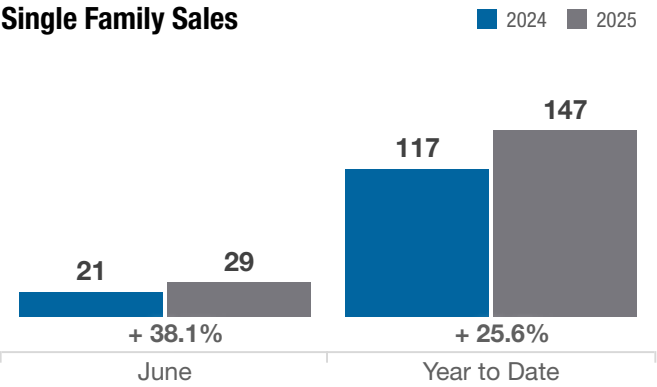
Inventory of Homes for Sale



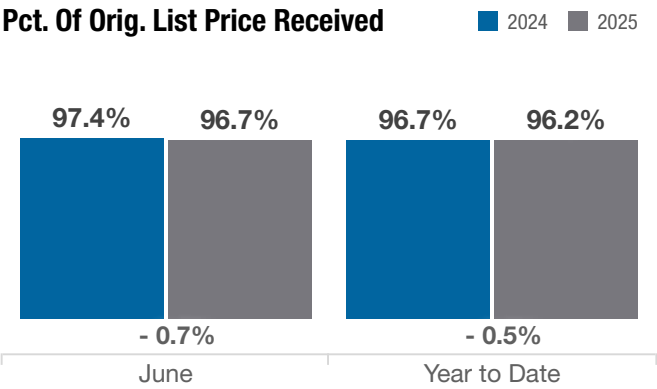
New Listings



Single Family Sales



Pct. Of Orig. List Price Received



Condo Sales

