

Washington Court House City School District

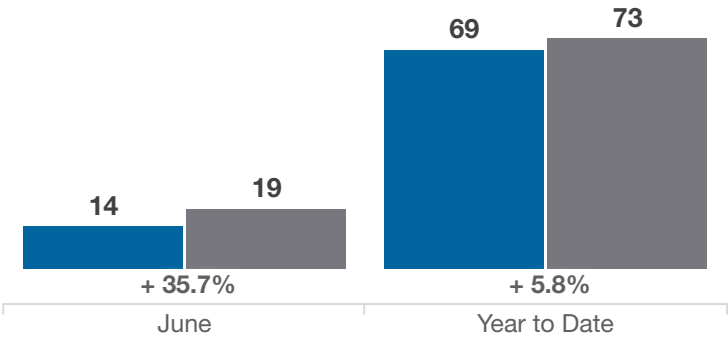
Fayette County

Key Metrics	June			Year to Date		
	2024	2025	% Change	Thru 6-2024	Thru 6-2025	% Change
Closed Sales	14	19	+ 35.7%	69	73	+ 5.8%
In Contracts	26	9	- 65.4%	91	77	- 15.4%
Average Sales Price*	\$275,743	\$257,350	- 6.7%	\$210,316	\$222,627	+ 5.9%
Median Sales Price*	\$195,250	\$232,500	+ 19.1%	\$190,000	\$220,000	+ 15.8%
Average Price Per Square Foot*	\$242.38	\$159.28	- 34.3%	\$165.58	\$148.13	- 10.5%
Percent of Original List Price Received*	98.8%	94.6%	- 4.3%	94.9%	96.4%	+ 1.6%
Percent of Last List Price Received*	99.7%	98.2%	- 1.5%	98.6%	99.9%	+ 1.3%
Days on Market Until Sale	18	30	+ 66.7%	33	32	- 3.0%
New Listings	16	19	+ 18.8%	90	102	+ 13.3%
Median List Price of New Listings	\$209,900	\$169,900	- 19.1%	\$189,900	\$210,900	+ 11.1%
Median List Price at Time of Sale	\$194,700	\$234,950	+ 20.7%	\$185,000	\$219,450	+ 18.6%
Inventory of Homes for Sale	12	32	+ 166.7%	—	—	—
Months Supply of Inventory	0.8	2.8	+ 250.0%	—	—	—

* Does not account for sale concessions and/or downpayment assistance. | Percent changes are calculated using rounded figures and can sometimes look extreme due to small sample size.

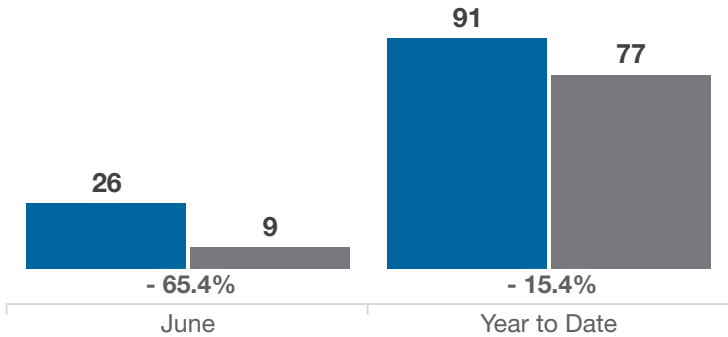
Closed Sales

■ 2024 ■ 2025



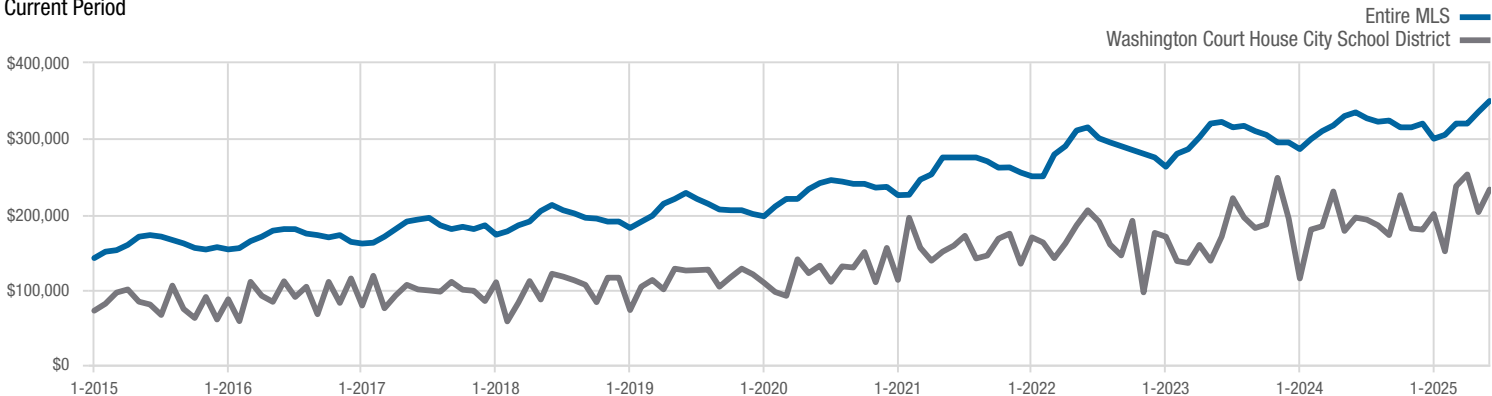
In Contracts

■ 2024 ■ 2025



Median Sales Price

Current Period



Each data point represents the median sales price in a given month.

Local Market Update – June 2025

A RESEARCH TOOL PROVIDED BY THE COLUMBUS REALTORS®
BASED ON RESIDENTIAL LISTING DATA ONLY



Washington Court House City School District

Fayette County

