

# Worthington City School District

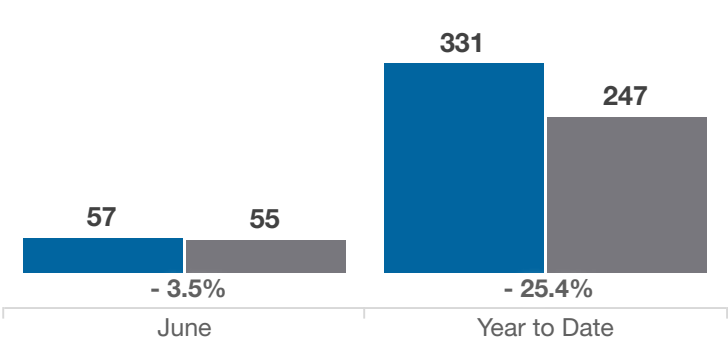
Franklin County

Key Metrics	June			Year to Date		
	2024	2025	% Change	Thru 6-2024	Thru 6-2025	% Change
Closed Sales	57	55	- 3.5%	331	247	- 25.4%
In Contracts	82	83	+ 1.2%	371	305	- 17.8%
Average Sales Price*	\$447,288	\$472,757	+ 5.7%	\$425,625	\$461,168	+ 8.4%
Median Sales Price*	\$439,900	\$425,000	- 3.4%	\$413,000	\$410,000	- 0.7%
Average Price Per Square Foot*	\$253.21	\$263.35	+ 4.0%	\$242.43	\$253.16	+ 4.4%
Percent of Original List Price Received*	102.7%	101.6%	- 1.1%	101.6%	100.8%	- 0.8%
Percent of Last List Price Received*	103.3%	102.1%	- 1.2%	102.3%	101.5%	- 0.8%
Days on Market Until Sale	9	12	+ 33.3%	15	15	0.0%
New Listings	88	97	+ 10.2%	402	361	- 10.2%
Median List Price of New Listings	\$399,900	\$419,900	+ 5.0%	\$399,894	\$410,000	+ 2.5%
Median List Price at Time of Sale	\$430,000	\$410,000	- 4.7%	\$399,500	\$410,000	+ 2.6%
Inventory of Homes for Sale	45	64	+ 42.2%	—	—	—
Months Supply of Inventory	0.8	1.3	+ 62.5%	—	—	—

\* Does not account for sale concessions and/or downpayment assistance. | Percent changes are calculated using rounded figures and can sometimes look extreme due to small sample size.

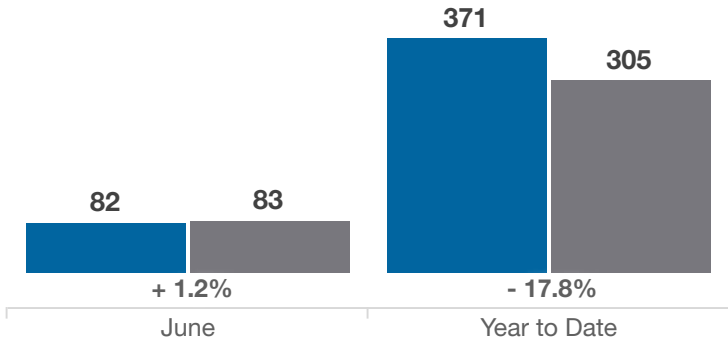
## Closed Sales

■ 2024 ■ 2025



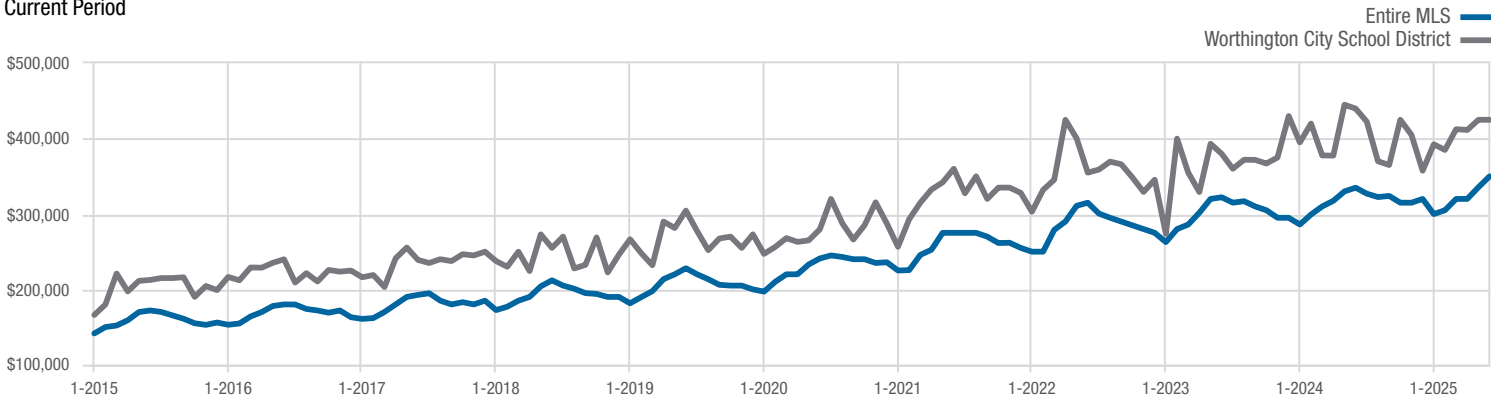
## In Contracts

■ 2024 ■ 2025



## Median Sales Price

Current Period



Each data point represents the median sales price in a given month.

# Local Market Update – June 2025

A RESEARCH TOOL PROVIDED BY THE COLUMBUS REALTORS®  
BASED ON RESIDENTIAL LISTING DATA ONLY



## Worthington City School District

Franklin County

