

Beechwold / Clintonville

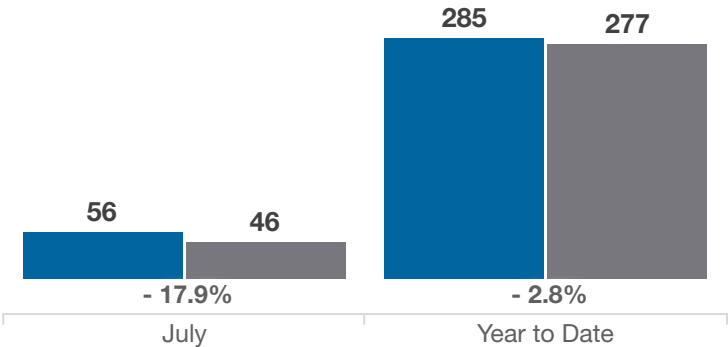
Franklin County (43214, 43202)

Key Metrics	July			Year to Date		
	2024	2025	% Change	Thru 7-2024	Thru 7-2025	% Change
Closed Sales	56	46	- 17.9%	285	277	- 2.8%
In Contracts	52	52	0.0%	307	315	+ 2.6%
Average Sales Price*	\$393,996	\$458,239	+ 16.3%	\$414,243	\$435,446	+ 5.1%
Median Sales Price*	\$388,750	\$414,000	+ 6.5%	\$397,500	\$416,250	+ 4.7%
Average Price Per Square Foot*	\$302.87	\$296.57	- 2.1%	\$290.65	\$300.84	+ 3.5%
Percent of Original List Price Received*	100.7%	99.5%	- 1.2%	102.1%	100.0%	- 2.1%
Percent of Last List Price Received*	101.8%	100.7%	- 1.1%	102.7%	101.2%	- 1.5%
Days on Market Until Sale	10	16	+ 60.0%	12	21	+ 75.0%
New Listings	60	62	+ 3.3%	356	363	+ 2.0%
Median List Price of New Listings	\$387,000	\$418,750	+ 8.2%	\$389,900	\$414,900	+ 6.4%
Median List Price at Time of Sale	\$389,450	\$412,450	+ 5.9%	\$385,000	\$400,000	+ 3.9%
Inventory of Homes for Sale	54	63	+ 16.7%	—	—	—
Months Supply of Inventory	1.3	1.5	+ 15.4%	—	—	—

\* Does not account for sale concessions and/or downpayment assistance. | Percent changes are calculated using rounded figures and can sometimes look extreme due to small sample size.

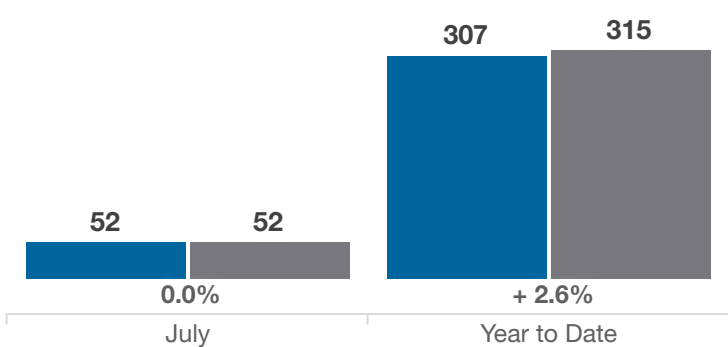
Closed Sales

■ 2024 ■ 2025



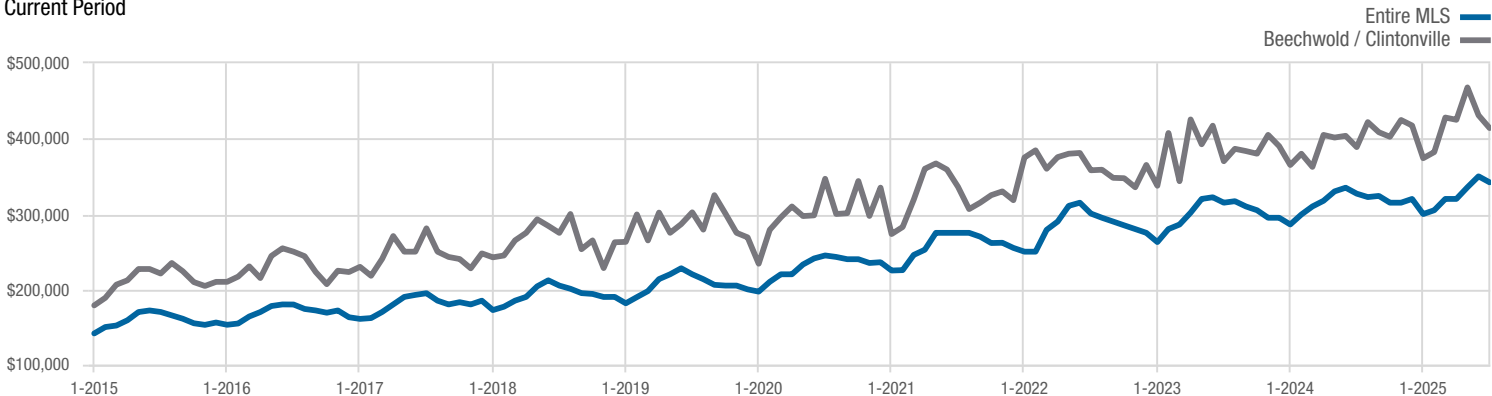
In Contracts

■ 2024 ■ 2025



Median Sales Price

Current Period



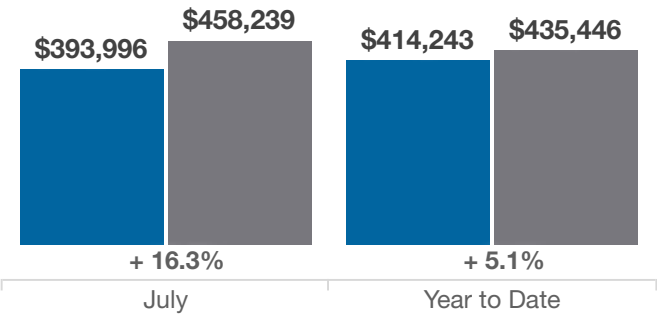
Each data point represents the median sales price in a given month.

Beechwold / Clintonville

Franklin County (43214, 43202)

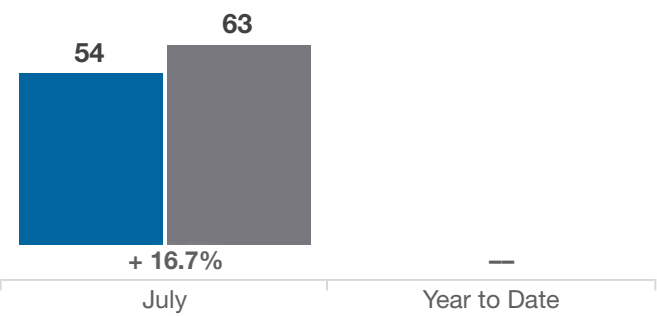
Average Sales Price

20242025



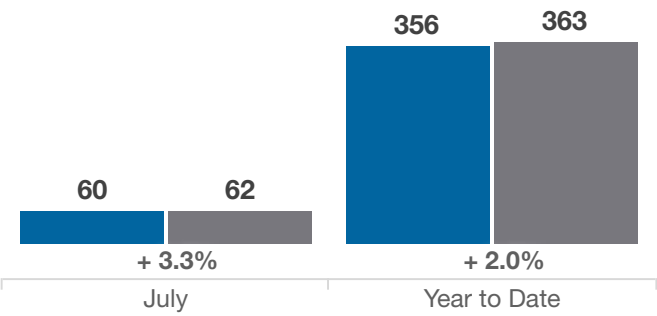
Inventory of Homes for Sale

20242025



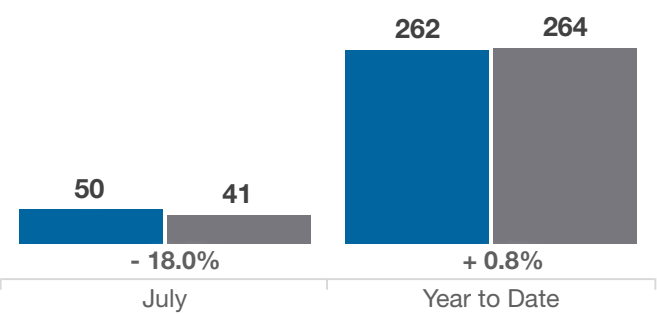
New Listings

20242025



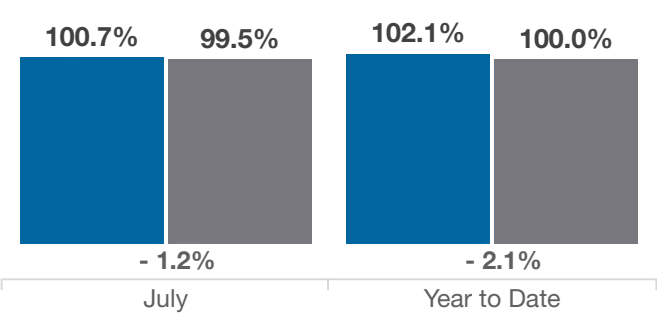
Single Family Sales

20242025



Pct. Of Orig. List Price Received

20242025



Condo Sales

20242025

