

Big Walnut Local School District

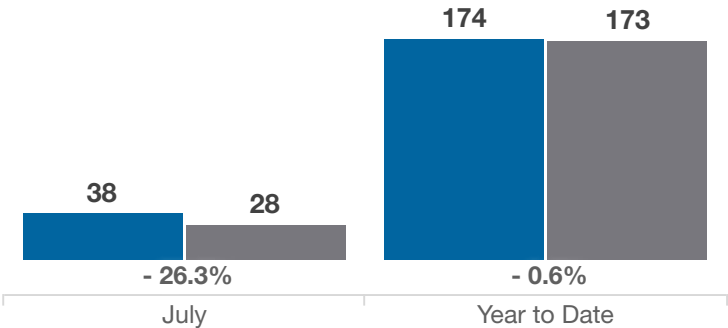
Delaware County

Key Metrics	July			Year to Date		
	2024	2025	% Change	Thru 7-2024	Thru 7-2025	% Change
Closed Sales	38	28	- 26.3%	174	173	- 0.6%
In Contracts	30	31	+ 3.3%	189	192	+ 1.6%
Average Sales Price*	\$586,427	\$602,208	+ 2.7%	\$552,922	\$578,783	+ 4.7%
Median Sales Price*	\$519,900	\$589,200	+ 13.3%	\$510,000	\$546,152	+ 7.1%
Average Price Per Square Foot*	\$249.75	\$256.54	+ 2.7%	\$240.42	\$242.49	+ 0.9%
Percent of Original List Price Received*	99.2%	96.8%	- 2.4%	99.0%	97.5%	- 1.5%
Percent of Last List Price Received*	100.9%	98.5%	- 2.4%	100.6%	99.0%	- 1.6%
Days on Market Until Sale	26	27	+ 3.8%	29	38	+ 31.0%
New Listings	33	48	+ 45.5%	235	258	+ 9.8%
Median List Price of New Listings	\$625,000	\$528,000	- 15.5%	\$547,500	\$554,990	+ 1.4%
Median List Price at Time of Sale	\$519,000	\$589,950	+ 13.7%	\$519,450	\$549,900	+ 5.9%
Inventory of Homes for Sale	61	78	+ 27.9%	—	—	—
Months Supply of Inventory	2.5	2.9	+ 16.0%	—	—	—

* Does not account for sale concessions and/or downpayment assistance. | Percent changes are calculated using rounded figures and can sometimes look extreme due to small sample size.

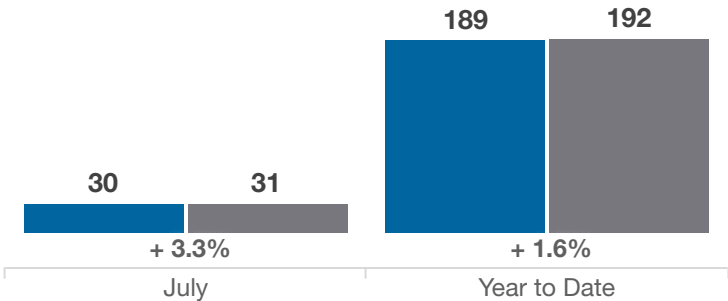
Closed Sales

■ 2024 ■ 2025



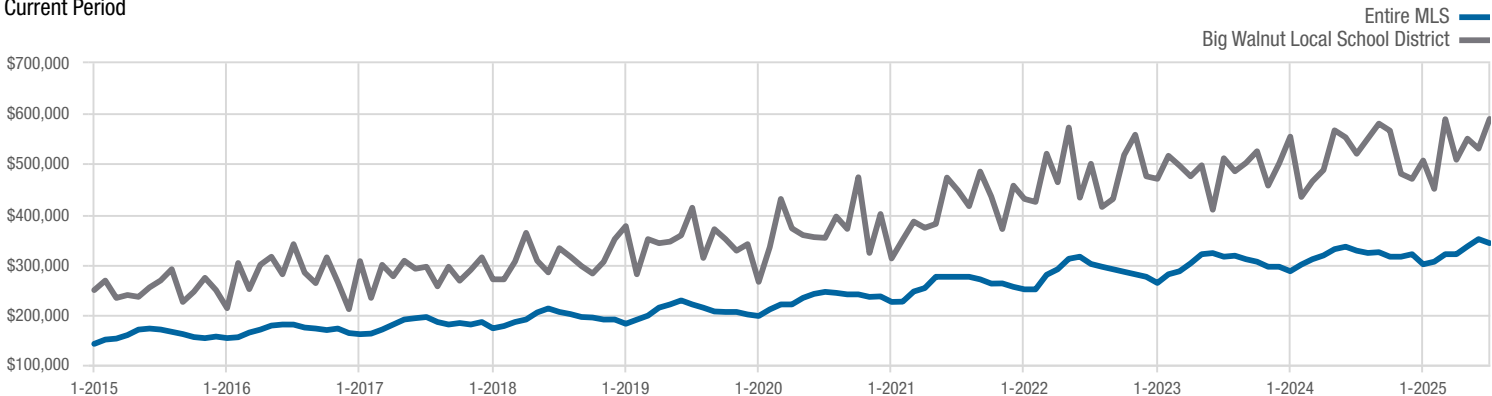
In Contracts

■ 2024 ■ 2025



Median Sales Price

Current Period



Each data point represents the median sales price in a given month.

Big Walnut Local School District

Delaware County

