

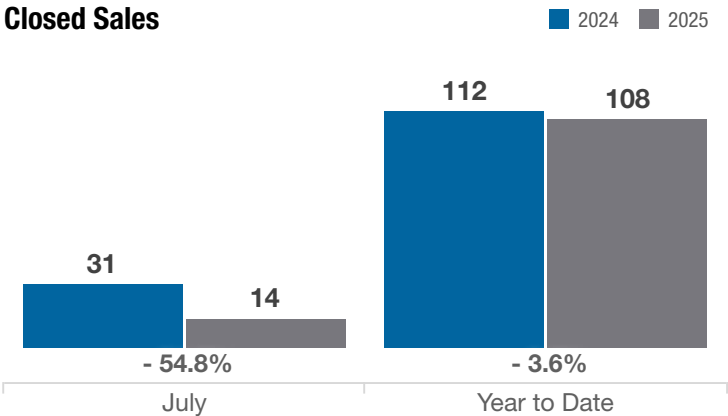
Circleville City School District

Pickaway County

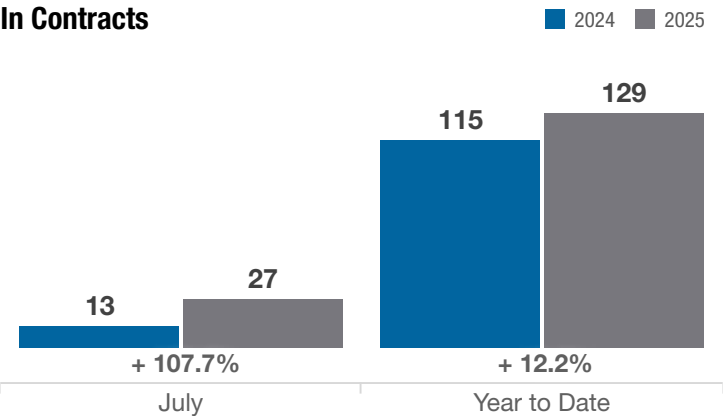
Key Metrics	July			Year to Date		
	2024	2025	% Change	Thru 7-2024	Thru 7-2025	% Change
Closed Sales	31	14	- 54.8%	112	108	- 3.6%
In Contracts	13	27	+ 107.7%	115	129	+ 12.2%
Average Sales Price*	\$251,148	\$253,680	+ 1.0%	\$243,467	\$269,518	+ 10.7%
Median Sales Price*	\$255,000	\$266,250	+ 4.4%	\$246,750	\$249,857	+ 1.3%
Average Price Per Square Foot*	\$180.13	\$160.51	- 10.9%	\$160.17	\$176.37	+ 10.1%
Percent of Original List Price Received*	94.6%	96.2%	+ 1.7%	95.9%	96.4%	+ 0.5%
Percent of Last List Price Received*	97.9%	99.9%	+ 2.0%	98.7%	98.5%	- 0.2%
Days on Market Until Sale	28	46	+ 64.3%	29	30	+ 3.4%
New Listings	22	41	+ 86.4%	137	179	+ 30.7%
Median List Price of New Listings	\$244,950	\$334,900	+ 36.7%	\$245,500	\$275,000	+ 12.0%
Median List Price at Time of Sale	\$267,500	\$272,450	+ 1.9%	\$247,700	\$249,994	+ 0.9%
Inventory of Homes for Sale	29	57	+ 96.6%	—	—	—
Months Supply of Inventory	1.8	3.3	+ 83.3%	—	—	—

* Does not account for sale concessions and/or downpayment assistance. | Percent changes are calculated using rounded figures and can sometimes look extreme due to small sample size.

Closed Sales

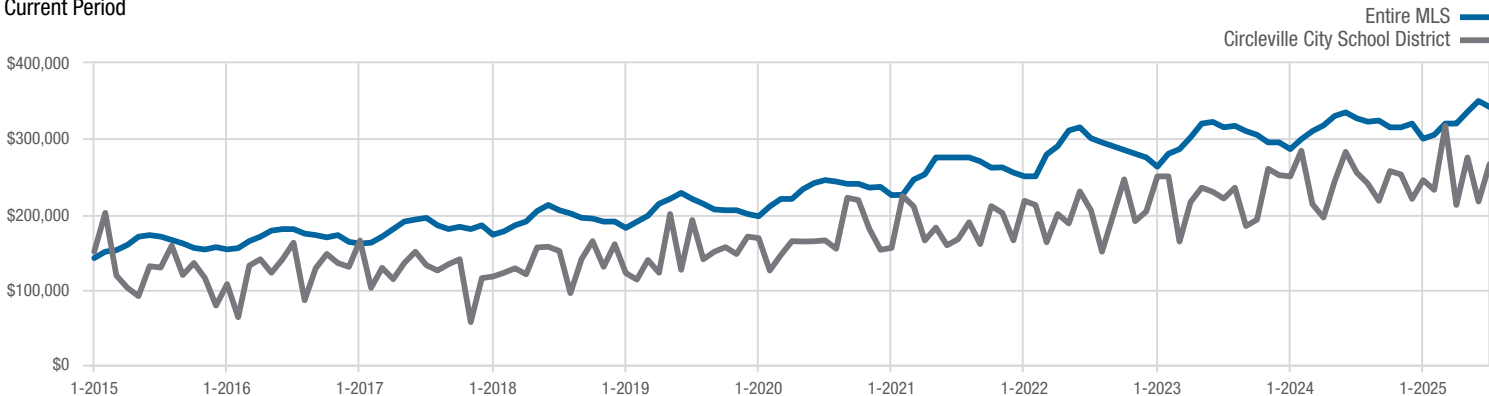


In Contracts



Median Sales Price

Current Period



Each data point represents the median sales price in a given month.

Circleville City School District

Pickaway County

