

Gahanna (Corp.)

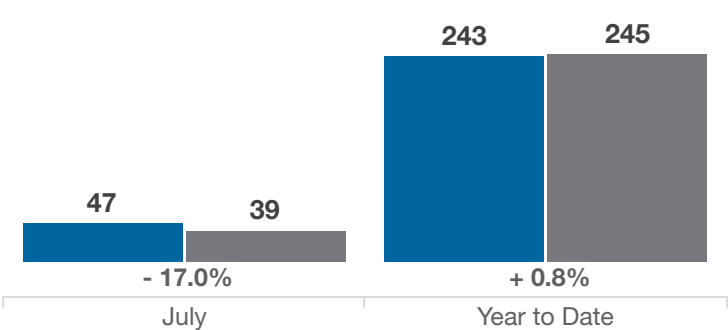
Franklin County

Key Metrics	July			Year to Date		
	2024	2025	% Change	Thru 7-2024	Thru 7-2025	% Change
Closed Sales	47	39	- 17.0%	243	245	+ 0.8%
In Contracts	42	40	- 4.8%	261	260	- 0.4%
Average Sales Price*	\$406,738	\$365,867	- 10.0%	\$396,873	\$419,852	+ 5.8%
Median Sales Price*	\$381,000	\$357,500	- 6.2%	\$364,950	\$392,000	+ 7.4%
Average Price Per Square Foot*	\$218.06	\$205.66	- 5.7%	\$213.14	\$217.19	+ 1.9%
Percent of Original List Price Received*	99.9%	99.2%	- 0.7%	100.8%	99.5%	- 1.3%
Percent of Last List Price Received*	100.3%	99.9%	- 0.4%	101.3%	100.5%	- 0.8%
Days on Market Until Sale	13	19	+ 46.2%	14	21	+ 50.0%
New Listings	37	47	+ 27.0%	273	272	- 0.4%
Median List Price of New Listings	\$387,450	\$385,000	- 0.6%	\$369,950	\$392,000	+ 6.0%
Median List Price at Time of Sale	\$374,900	\$349,900	- 6.7%	\$360,700	\$389,900	+ 8.1%
Inventory of Homes for Sale	30	35	+ 16.7%	—	—	—
Months Supply of Inventory	0.9	1.0	+ 11.1%	—	—	—

* Does not account for sale concessions and/or downpayment assistance. | Percent changes are calculated using rounded figures and can sometimes look extreme due to small sample size.

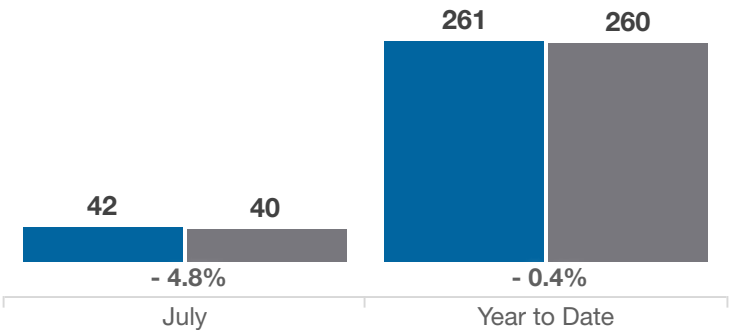
Closed Sales

■ 2024 ■ 2025



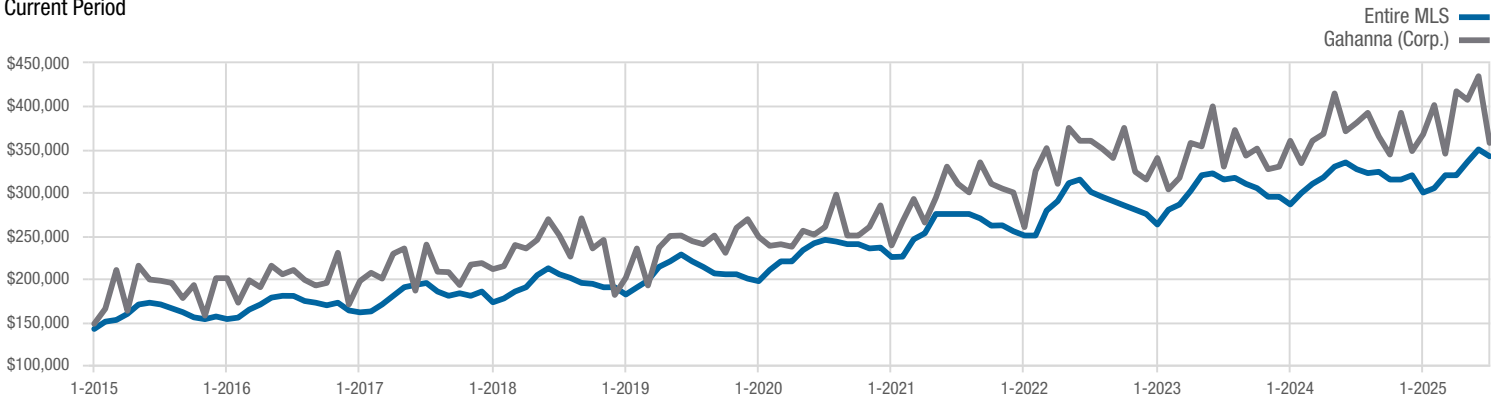
In Contracts

■ 2024 ■ 2025



Median Sales Price

Current Period



Each data point represents the median sales price in a given month.

Gahanna (Corp.)

Franklin County

