

Gahanna Jefferson City School District

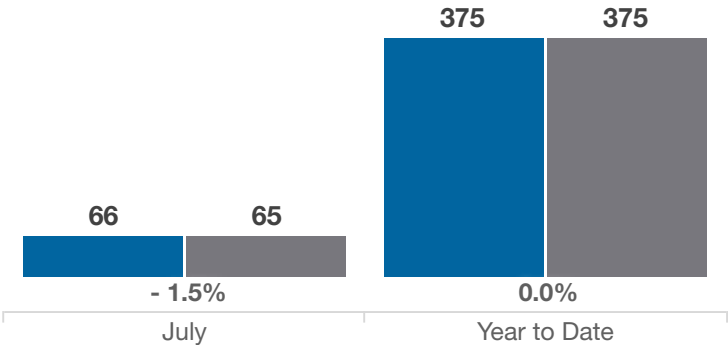
Franklin County

Key Metrics	July			Year to Date		
	2024	2025	% Change	Thru 7-2024	Thru 7-2025	% Change
Closed Sales	66	65	- 1.5%	375	375	0.0%
In Contracts	61	61	0.0%	394	400	+ 1.5%
Average Sales Price*	\$443,555	\$424,338	- 4.3%	\$456,130	\$458,072	+ 0.4%
Median Sales Price*	\$398,875	\$389,500	- 2.4%	\$410,000	\$416,000	+ 1.5%
Average Price Per Square Foot*	\$212.65	\$220.28	+ 3.6%	\$215.02	\$222.44	+ 3.5%
Percent of Original List Price Received*	99.5%	99.2%	- 0.3%	100.0%	98.8%	- 1.2%
Percent of Last List Price Received*	100.2%	100.0%	- 0.2%	100.7%	100.2%	- 0.5%
Days on Market Until Sale	15	27	+ 80.0%	18	29	+ 61.1%
New Listings	54	84	+ 55.6%	424	457	+ 7.8%
Median List Price of New Listings	\$439,900	\$427,450	- 2.8%	\$400,000	\$425,000	+ 6.3%
Median List Price at Time of Sale	\$392,500	\$394,200	+ 0.4%	\$399,350	\$415,000	+ 3.9%
Inventory of Homes for Sale	56	93	+ 66.1%	—	—	—
Months Supply of Inventory	1.1	1.8	+ 63.6%	—	—	—

* Does not account for sale concessions and/or downpayment assistance. | Percent changes are calculated using rounded figures and can sometimes look extreme due to small sample size.

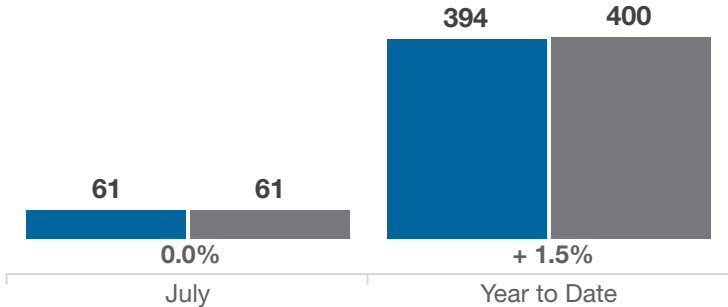
Closed Sales

■ 2024 ■ 2025



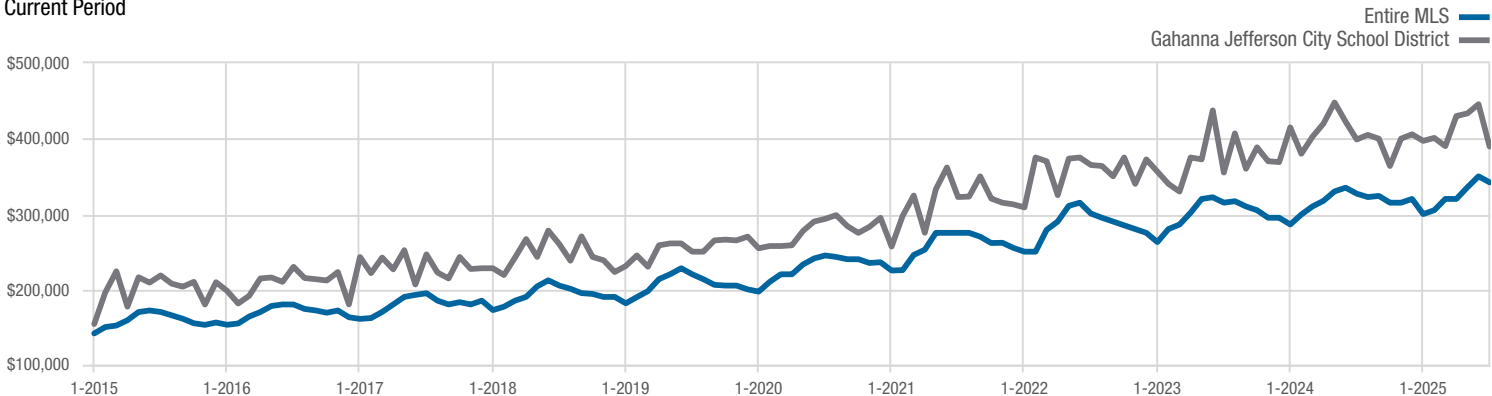
In Contracts

■ 2024 ■ 2025



Median Sales Price

Current Period



Each data point represents the median sales price in a given month.

Gahanna Jefferson City School District

Franklin County

