

German Village

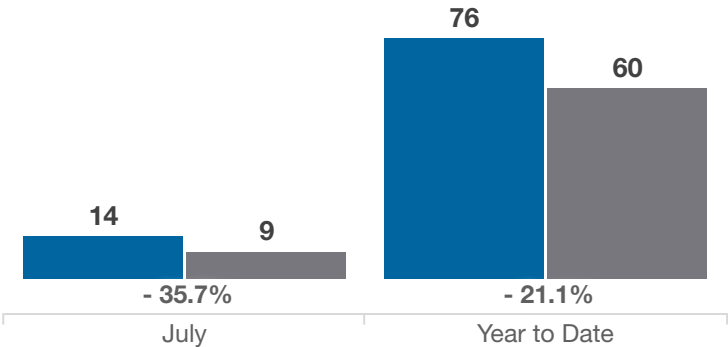
Franklin County (43206 and German Village subdivision)

Key Metrics	July			Year to Date		
	2024	2025	% Change	Thru 7-2024	Thru 7-2025	% Change
Closed Sales	14	9	- 35.7%	76	60	- 21.1%
In Contracts	18	13	- 27.8%	80	71	- 11.3%
Average Sales Price*	\$655,664	\$628,078	- 4.2%	\$684,796	\$706,321	+ 3.1%
Median Sales Price*	\$661,000	\$560,000	- 15.3%	\$587,500	\$566,450	- 3.6%
Average Price Per Square Foot*	\$366.67	\$350.65	- 4.4%	\$370.07	\$379.42	+ 2.5%
Percent of Original List Price Received*	99.8%	95.3%	- 4.5%	97.0%	98.4%	+ 1.4%
Percent of Last List Price Received*	100.6%	98.4%	- 2.2%	99.2%	100.2%	+ 1.0%
Days on Market Until Sale	14	35	+ 150.0%	39	34	- 12.8%
New Listings	13	14	+ 7.7%	105	109	+ 3.8%
Median List Price of New Listings	\$570,000	\$502,000	- 11.9%	\$649,999	\$545,000	- 16.2%
Median List Price at Time of Sale	\$635,000	\$549,900	- 13.4%	\$617,250	\$566,450	- 8.2%
Inventory of Homes for Sale	29	34	+ 17.2%	—	—	—
Months Supply of Inventory	2.9	4.0	+ 37.9%	—	—	—

* Does not account for sale concessions and/or downpayment assistance. | Percent changes are calculated using rounded figures and can sometimes look extreme due to small sample size.

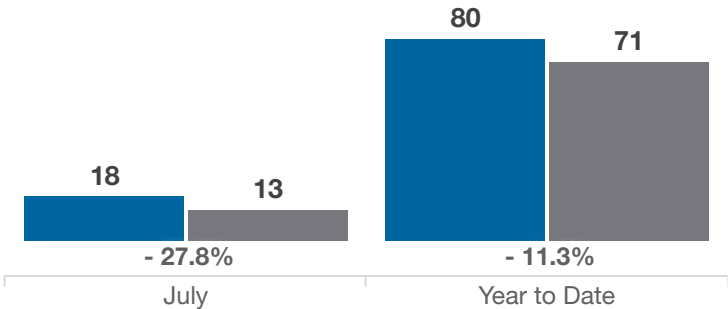
Closed Sales

■ 2024 ■ 2025



In Contracts

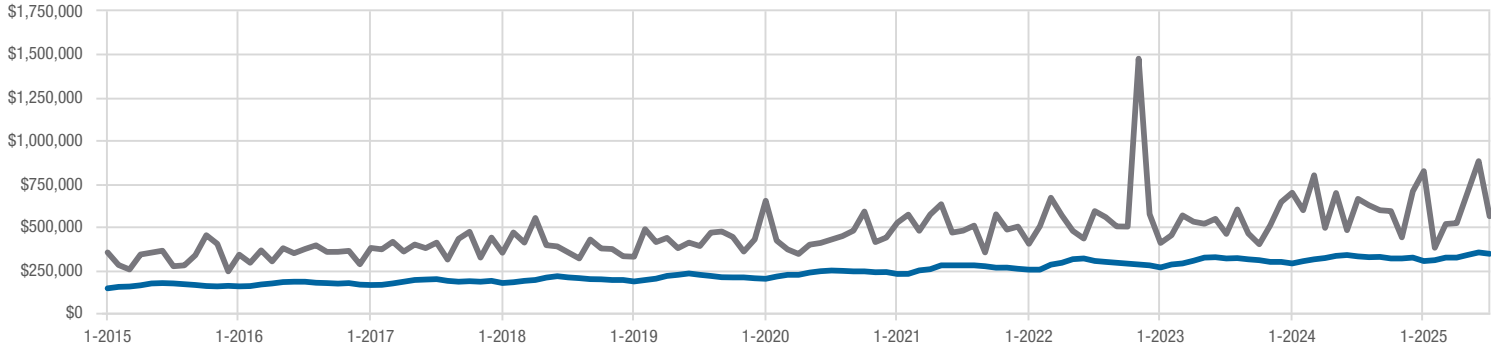
■ 2024 ■ 2025



Median Sales Price

Current Period

Entire MLS
German Village



Each data point represents the median sales price in a given month.

German Village

Franklin County (43206 and German Village subdivision)

